PUBLIC NOTICE
08 October 2026

Subject: Opening of the online registration portal for submission of Online Application Form for UGC-NET December 2026 examination – reg.

The NTA has been entrusted by the University Grants Commission (UGC) with the task of conducting UGC-NET, which is a test to determine the eligibility of Indian nationals for (i) 'award of Junior Research Fellowship and appointment as Assistant Professor', (ii)'appointment as Assistant Professor and admission to Ph.D.' and (iii)'admission to Ph.D. only' in Indian universities and colleges.

The National Testing Agency (NTA) will conduct **UGC-NET December 2026** for **87 subjects** in Computer Based Test (CBT) mode, as per Schedule given in table below:

Submission of Online Application Form	08 October 2026 to 28 October 2026 (up to 11:50 P.M.)	
Last date for submission of Examination fee (through Credit Card/ Debit Card/Net Banking /UPI	28 October 2026 (up to 11:50 P.M.)	
Late Submission of online application Form with Late Fee Rs. 500/-		
Late Submission of online application Form	29 October 2026 to 31 October 2026 (up to 11:50 P.M.)	
Last Date of Successful Transaction with Late Fee through Credit/ Debit Cards/Net-Banking/UPI	31 October 2026 (up to 11:50 P.M.)	
Correction in the Particulars in Online Application Form	02 November 2026 to 04 November 2026 (up to 11:50 P.M.)	
Announcement of Exam City	To be Intimated later	
Downloading of Admit Card	To be Intimated later	
Date of Examination	14 December 2026 to 19 December 2026	
Centre, Date and Shift	As indicated on Admit Card	
Display of Recorded Responses and Answer Key(s)	To be announced later on the website	
Website	https://ugcnet.nta.nic.in / www.nta.ac.in	
Application Fee	General/ Unreserved	Rs. 1150/-
	General-EWS/OBC-NCL	Rs. 600/-
	SC/ST/PwD/ Third Gender	Rs. 325/-

Important Instructions:

1. Candidates can apply for UGC-NET December 2026 through the "**Online**" mode only through the website https://ugcnet.nta.nic.in/.
2. Submission of the Online Application Form may be done by accessing the NTA website https://ugcnet.nta.nic.in/. The Application Form in any other mode will not be accepted.
3. Only one application is to be submitted by a candidate.
4. Candidates must strictly follow the instructions given in the Information Bulletin available on the NTA website. Candidates not complying with the instructions shall be

summarily disqualified.

5. Candidates must ensure that the **e-mail address and Mobile Number** provided in the Online Application Form are their own or Parents/Guardians only and accessible, as all information/ communication will be sent by NTA through e-mail on the registered e-mail address or SMS on the registered Mobile Number only.
6. In case candidate faces difficulty in applying for UGC-NET December 2026, please contact on 011 - 40759000 / 011 - 69227700 or e-mail at ugcnet@nta.ac.in for any clarification related to the UGC-NET December 2026.
7. Candidates must fill in their particulars carefully, as no changes will be allowed after the final submission of the Application Form. As far as possible, candidates are advised to use Aadhaar verification while completing the Application Form, as this will facilitate the registration and examination process, particularly at the examination centres, as also the processing of their JRF.
8. Application form registration has been enabled through the single sign on service-Meri Pehchan of Ministry of Electronics and Information Technology, for the convenience of the applicants.
9. Dates mentioned above are tentative, and applicants will be informed in case there is any change due to any reason.

Director (Exams), NTA

राष्ट्रीय परीक्षा एजेंसी
National Testing Agency
Excellence in Assessment

UGC-NET

University Grants Commission (UGC)

Information Bulletin

December-2026

ugcnet.nta.nic.in

National Testing Agency

Vision

The right candidates joining best institutions will give India her demographic dividend.

Mission

To improve equity and quality in education by administering research based valid, reliable, efficient, transparent, fair and international level assessments. The best subject matter experts, psychometricians and IT delivery and security professionals will ensure that the current gap in existing assessment systems are properly identified and bridged.

Core Values

NTA will create a system which will promote teaching (by teachers), learning (by students) and assessment (by parents and institutions). NTA strongly believes in quality, efficiency, effectiveness, equity and security of assessments. To practice these values, NTA will constantly engage with its stakeholders, viz. students, parents, teachers, experts and partner institutions.

TABLE OF CONTENTS

S. No.	Description	Page No.
A	Important Information, Dates at a Glance, Fee Structure & Application Procedure	4
Chapter – 1. Introduction		**8-10**
1.1	About National Testing Agency (NTA)	9
1.2	About University Grants Commission (UGC)	9
1.3	University Grants Commission-National Eligibility Test (UGC-NET)	9
Chapter – 2. Eligibility and Qualification		**11-15**
2.1	Qualifying Examination	12
2.2	Instructions	13
2.3	Exemption (Eligibility for Assistant Professor)	14
2.4	Age Limit and Relaxation	14
Chapter – 3. Examination Scheme		**16-18**
3.1	Mode of Examination	17
3.2	Pattern of Examination	17
3.3	Subject and Syllabus of Test	17
3.4	Medium of Question Paper	17
3.5	Marking Scheme	17
Chapter – 4. Reservations		**19-22**
4.1	Reservation Policy of the Government of India is applicable to UGC-NET	20
4.2	Provisions relating to Persons with Disability (PwD)/ Persons with Benchmark Disability (PwBD)	20
Chapter – 5. Choice of Examination Cities		23-24
Chapter – 6. e-Admit Card		25-26
Chapter – 7. Schedule of Examination		27-28
Chapter – 8. Important Instructions for the Candidates		29-31
Chapter – 9. Unfair Means Practices and Breach of Examination Rules		**32-34**
9.1	Unfair Means Practices and Breach of Examination Rules	33
9.2	Punishment for using unfair means practices	33
9.3	Cancellation of result	34
Chapter – 10. Barred Items and Dress Code		**35-36**
10.1	Barred Items	**36**
10.2	Dress Code	**36**
Chapter – 11. Key Challenges and Result		**37-39**
11.1	Display of Provisional Answer Key(s) for Challenges	38
11.2	Display of Recorded Responses	38
11.3	Procedure and Criteria for declaration of result	38
Chapter – 12. Miscellaneous		**40-41**
12.1	Grievance / Correspondence with NTA	41
12.2	NTA Weeding Out Rules	41
12.3	**Legal Jurisdiction**	41

Annexure		
Annexure – I	Payment of Exam Fee – Procedure/Mode/Service Provider (s), Services Charges and Helpdesk	43
Annexure – II	List of UGC- NET Subjects and their Codes and Syllabus	45
Annexure – III	List of Exam Cities for Centres of UGC-NET December 2026	48
Annexure – IV	List of Subjects at Post Graduation level and their codes	55
Annexure – V	List of Post-Graduation Courses and their Codes	56
Annexure – VI	Certificate regarding Physical Limitation to write in an examination	57
Annexure – VII	Letter of Undertaking for Using Own Scribe	58
Annexure – VIII	Certificate for person with specified disability covered under the definition of Section 2 (s) of the RPwD Act, 2016 but not covered under the definition of Section 2 (r) of the said Act, i.e. persons having less than 40% disability and having difficulty in writing.	**59**
Annexure – IX	Procedure for Appearing in Computer Based Test (CBT)	60
Annexure – X	Procedure to be adopted for compilation of NTA scores for Multi Session Papers (Normalization procedure based on Percentile Score)	**63**
Annexure – XI	Procedure to be adopted for compilation of NTA scores for multi-session Papers (Normalization procedure based on Percentile and Equi percentile method)	**67**
Annexure – XII	Gazette Notification for PwD/PwBD Candidate	76
Annexure – XIII	Registration Form Replica	79

IMPORTANT INFORMATION AND DATES AT A GLANCE

Dates, Fee Details and Application Procedure

EVENTS	DATES
Online registration and submission of Application Form (complete in all respects) through NTA Website: https://ugcnet.nta.nic.in/	08 October 2026 to 28 October 2026 (up to 11:50 P.M.)
Last date for successful transaction of Examination fee (through Credit Card/ Debit Card/Net Banking/UPI Payment Modes	28 October 2026 (up to 11:50 P.M.)
Late Submission of online application Form with Late Fee Rs. 500/-	
Late Submission of online application Form	29 October 2026 to 31 October 2026 (up to 11:50 P.M.)
Last Date of Successful Transaction with Late Fee through Credit/ Debit Cards/Net-Banking/UPI	31 October 2026 (up to 11:50 P.M.)
Correction in the Particulars of Application Form online only	02 November 2026 to 04 November 2026 (up to 11:50 P.M.)
Intimation of Cities of exam centres	To be Intimated later
Downloading of Admit Card by the Candidate from NTA Website	To be Intimated later
Dates of Examination	14 December 2026 to 19 December 2026
Duration of Examination	180 minutes (03 hours) No break between Paper 1 & Paper 2
Timing of Examination	To be Intimated later
Exam Centre, Date and Shift	As indicated on the Admit Card
Display of Recorded Responses and Provisional Answer Keys on the Website for inviting challenge(s) from Interested candidates.	To be announced later
Declaration of Result on NTA website	To be announced later
Website(s)	https://nta.ac.in/ https://ugcnet.nta.nic.in/

Fee Payable for UGC-NET December 2026 (Pay fee using the Payment Gateway(s) integrated to the Online Application through Net Banking Debit Card / Credit Card / UPI)	
General/Unreserved	Rs. 1150/-
Gen-EWS*/ OBC-NCL**	Rs. 600/-
Scheduled Caste (SC) / Scheduled Tribes (ST) / Third Gender	Rs. 325/-
Person with Disability (PwD) / Persons with Benchmark Disability (PwBD)	Rs. 325/-
Applicable service/processing charges & GST over and above the Examination Fee, are to be Paid by the candidate to the concerned Bank/ Payment Gateway Integrator. For details, Annexure – I, may be referred to.	

*As per the OM No. 20013/01/2018-BC-II dated January 17, 2019, issued by the Ministry of Social Justice and Empowerment and the OM No. 12-4/2019-U1 dated 17.01.2019 as well as the Letters No 35-2/2019- dated 21.01.2019, 01.02.2019, 04.02.2019 and 15.02.2019 of MHRD Department of Higher Education regarding implementation of reservation for Economically Weaker Sections (EWSs) for admission in Central Educational Institutions.

**OBC (Other Backward Classes)-NCL (Non-Creamy Layer) as per the central list of Other Backward Classes available on National Commission for Backward Classes (NCBC- Government of India website www.ncbc.nic.in).

The candidates falling in this list may mention OBC in the Category Column.

State list OBC Candidates who are not in OBC-NCL (Central List) **must** choose **General / Unreserved**.

a. Candidate must read carefully the Instructions (including how to fill up Application Form online) given in the Information Bulletin available on the NTA Website. Candidates not complying with the Instructions shall be summarily disqualified.

b. Candidate can apply for UGC-NET December 2026 through "Online" mode only. The Application Form in any other mode will not be accepted.

c. **Instructions for filling Online Application Form:**

- Download Information Bulletin and Replica of Application Form. Read these carefully to ensure your eligibility.

- **Meri Pehchaan-National Single Sign-On (NSSO) Platform**

  The Ministry of Electronics and Information Technology (MeitY), Government of India, has developed a National Single Sign-On (NSSO) platform titled "Meri Pehchaan" in collaboration with the National Informatics Centre (NIC), Centre for Development of Advanced Computing (C-DAC), and National e-Governance Division (NeGD). The platform was launched on 4th July 2022 to facilitate seamless access to multiple Government services through a single set of login credentials.

  Meri Pehchaan enables users to authenticate themselves once and securely access various integrated applications without the need for repeated sign-ins. The platform integrates multiple identity providers such as Jan Parichay, Digi Locker, and e-Pramaan, thereby ensuring interoperability and a unified user experience.

  Users can register on the platform using basic details such as name, date of birth, and mobile number, and may complete verification through eKYC using Aadhaar, PAN, Driving Licence or APAAR. The platform supports advanced features such as multi-factor authentication, password-less login, and the ability to manage multiple accounts linked to a single mobile number.

  The NSSO framework significantly reduces the burden of maintaining multiple credentials, enhances data security, and provides a standardized authentication mechanism for Government services. It also benefits service providers by reducing the cost and complexity of developing independent authentication systems.

  Meri Pehchaan thus serves as a secure, scalable, and citizen-centric digital identity solution, contributing to the vision of Digital India by improving ease of access to Government-to-Citizen (G2C) services.

Application form registration has been enabled though the Single Sign-On (SSO) service-Meri Pehchan of Ministry of Electronics and Information Technology, for the convenience of the applicants.

- **Follow the steps given below to Apply Online:**

  Step-1: Apply for Online Registration using own Email Id and Mobile No.

  Step-2: Fill in the Online Application Form and note down the system generated Application Number. The candidate will have to upload his/her live photograph at the time of filling of the application form and will also have to upload scanned images of: (i) a recent photograph (file size 10kb-200kb) either in colour or black & white with 80% face (without mask) visible including ears against white background; (ii) candidate's signature (file size: 10kb-50kb); (iii) Scanned copy of Disability/UDID certificate should be a pdf between (50 kb to 300 kb) (clearly legible).

  Note: -

  NTA reserves the right for verification of the candidate's details and photographs. Candidates are advised to update their details on Aadhaar Card with their recent Photograph, Name, Date of Birth, Gender, Address etc. (for updation in Aadhaar, please follow UIDAI Guidelines).

For capturing Live Photograph, candidates should switch on their camera or connect their webcam to the device used for filling the Application Form. If your device does not support a webcam, QR code on the right can be scanned by the candidate using a mobile device/tablet etc. Candidates should ensure there is a light-colored background with proper lighting, and 80% face visibility (including ears, without a mask).

For PwD/PwBD candidates, the details of the UDID Card as uploaded will be verified from UDID portal of the Department of Empowerment of Persons with Disabilities (DePwD). Those who do not have UDID Card should upload Disability Certificate in the proper format and the same may be verified by NTA from the issuing authority. Any mismatch or validation issue occurred during verification through UDID portal will only be corrected through correction window as and when notified by NTA during Application Procedure. After the correction window closes, claims of PwD/PwBD status that have been successfully verified will not be entertained.

The Candidate has to upload his/ her own photograph, signature, and certificate(s) as mentioned above (and not of anybody else) in a correct/proper manner. In case, it is found at any time in the future that the Candidate has used/uploaded the photograph, signature, and certificate(s) of someone else in his/her Application Form/admit card, or he/she has tampered his/her Admit Card/Result/Scorecard, these acts of the candidate shall be treated as Unfair Means (UFM) Practices and treated with the suitable actions as contemplated under the provisions of the Information Bulletin relating to Unfair Means Practices.

Step-3: Pay fee using **SBI/CANARA/UBI / Debit Card/Credit Card/UPI** and keep proof of fee paid.

- Download, save and print a copy of Confirmation Page of the Application Form (which would be downloadable only after successful remittance of fee) for future reference.
- All the three Steps can be done together or at separate timings. The submission of Application of a candidate could be considered as successful, and his/her candidature would be confirmed only on the successful transaction/receipt of the prescribed application fee from him/her.

d. The Confirmation Page of the online Application Form will be generated only after successful payment by the Candidate.
   - In case the Confirmation Page is not generated after payment of fee, then the candidate should approach the concerned Bank/Payment Gateway (in the helpline no. and email given in **Annexure – I** of the Information Bulletin) for ensuring the successful payment or for obtaining the refund of duplicate / multiple payments.
   - However, if in spite of above action payment has not been successfully made it means that the transaction has not been completed, and the amount not reflected in the NTA account. Such amount will be refunded to concerned Credit/Debit Card/UPI on reconciliation after the declaration of result by the concerned bank. Therefore, such candidates have to pay the fee once again and ensure the fee status as successful.

e. Candidates shall ensure that the information entered by them in their respective online Application Form is correct.

f. Information such as his/her name, contact details/address, category, PwD/PwBD status, educational qualification details, date of birth, choice of exam cities, etc, provided by the candidate in the online application form will be treated as final. Any request for change in such particulars after the closure of correction period will not be considered by NTA.

g. Following the completion of examination process, corrections in the details specified in the certificate may be considered only under special circumstances. This is contingent upon the submission of the necessary documentation and approval by the competent authority.

h. **NTA does not edit /modify/alter any information entered by the candidates under any**

circumstances. Any request for change in information after submission of Application Form will not be entertained. Therefore, candidates are advised to exercise utmost caution for filling up correct details in the Application Form.

i. NTA disclaims any liability that may arise to a candidate(s) due to incorrect information provided by him/her in his/her online Application Form.

j. Candidates must ensure that their email address and mobile number to be registered in their online Application Form are their own, as relevant/important information/ communication will be sent by NTA through e-mail on the registered e-mail address and / or through SMS on registered mobile number only. NTA shall not be responsible for any non-communication / miscommunication with a candidate in the email address or mobile number given by him/her other than his/her own. Candidates are advised to visit the NTA Website and check their e-mails regularly for latest updates.

k. Candidates shall appear at their own cost at the Examination Centre on the Date, Shift and time indicated on their Admit Cards issued by the NTA in due course through its Website.

Notes:

i. The final submission of Online Application Form will remain incomplete if Step-2 and step-3 are not completed. Such forms will stand rejected and no correspondence on this account will be entertained.

ii. No request for refund of fee once remitted by the candidate will be entertained by NTA under any circumstances.

iii. NTA intends to provide an additional facility through the UMANG and DigiLocker platforms to enable candidates to download examination-related documents such as the Score Card and other relevant records. Detailed instructions regarding this facility will be issued in subsequent phases. Candidates are advised to visit the NTA website and check their registered e-mails regularly for updates.

iv. The entire application process for UGC-NET December 2026 is online, including uploading of live photographs and scanned images, payment of fees, and printing of confirmation page, admit card, etc. Therefore, candidates are not required to send/submit any document(s) including confirmation page to NTA through Post/ Fax/WhatsApp/Email/by Hand.

v. Usage of Data and Information: NTA/Government of India can use the data provided by the End Users (test taker in this case) for internal purpose(s), including training, research and development, analysis, and other permissible purpose(s). This data can be shared by the UGC/NTA with Higher Educational Institutions (HEIs) for admission to Ph.D. programmes and with Public Sector Undertakings (PSUs) & other organizations for their recruitment processes.

Notes:

1. In case it is found at any time in future that the Candidate has used / uploaded the photograph and signature of someone else in his/ her Application Form / Admit Card or he/she has tampered his/her Admit Card / result, these acts of the candidate shall be treated as Unfair Means (UFM) Practices on his/her part and he/she shall be proceeded with the actions as contemplated under the provisions of the Unfair Means Practices given in Information Bulletin.
2. For capturing Live Photograph, candidates should switch on their camera or connect their webcam to the device used for filling the Application Form. If your device does not support a webcam, QR code on the right can be scanned by the candidate using a mobile device/tablet etc. Candidates should ensure there is a light-colored background with proper lighting, and 80% face visibility (including ears, without a mask).

Chapter – 1

[INTRODUCTION]

1.1 About National Testing Agency (NTA)

The Ministry of Education (MoE), Government of India (GOI) has established the National Testing Agency (NTA) as an independent, autonomous, and self-sustained premier testing organization under the Societies Registration Act (1860) for conducting efficient, transparent and international standards tests in order to assess the competency of candidates for admissions to premier higher education institutions.

The NTA has been entrusted by the University Grants Commission (UGC) with the task of conducting UGC-NET which is a test to determine the eligibility of Indian nationals for ***'award of Junior Research Fellowship and appointment as Assistant Professor', 'appointment as Assistant Professor and admission to Ph.D.' and 'admission to Ph.D. only'*** in Indian universities and colleges.

1.2 About University Grants Commission (UGC)

The University Grants Commission (UGC) is a Statutory Body of Government of India, Ministry of Education, Department of Higher Education, constituted under the University Grants Commission Act, 1956 (3 of 1956), vested with two responsibilities: that of providing funds and that of coordination, determination and maintenance of standards in institutions of higher education. The UGC`s mandate includes:

- Promoting and coordinating university education.
- Determining and maintaining standards of teaching, examination and research in universities.
- Framing regulations on minimum standards of education.
- Monitoring developments in the field of collegiate and university education; disbursing grants to the universities and colleges.
- Serving as a vital link between the Union and State governments and institutions of higher learning.
- Advising the Central and State governments on the measures necessary for improvement of university education.

1.3 University Grants Commission – National Eligibility Test (UGC-NET)

(a) UGC-NET is a test to determine the eligibility of Indian nationals for ***'award of Junior Research Fellowship and appointment as Assistant Professor', 'appointment as Assistant Professor and admission to Ph.D.' and 'admission to Ph.D. only'*** in Indian universities and colleges.

- The candidates qualifying under the 'appointment as Assistant Professor and admission to Ph.D.' category will be eligible for appointment as Assistant Professor and admission to Ph.D. but not for the award of JRF.
- The candidates qualifying under the 'admission to Ph.D. only' category will be eligible for admission to Ph.D. only but not for the award of JRF and/or appointment as Assistant Professor.
- The eligibility will be determined in the following manner:

Qualified for	Eligible for		
	JRF	**Assistant Professor**	**Ph.D. admission**
Category-1: Award of JRF and appointment as Assistant Professor	Yes	Yes	Yes
Category-2: Appointment as Assistant Professor and admission to Ph.D.	No	Yes	Yes
Category-3: Admission to Ph.D. only	No	No	Yes

- The JRF-qualified candidates are admitted into the Ph.D. programme based on an

interview as per the UGC (Minimum Standards and Procedures for Award of Ph.D. Degree) Regulations, 2022.

- UGC-NET under category-2 & category-3 can be used as an entrance test for Ph.D. admission in place of entrance tests conducted by the different universities/HEIs for admission to Ph.D.
- For candidates qualified under the category-2 and category-3, the marks obtained in the NET will have 70% weightage and 30% weightage will be based on the performance in the interview/viva voce conducted by the University/HEI concerned. The Ph.D. admission will be based on the combined merit of NET marks and the marks obtained in the interview/viva voce.
- For admission to Ph.D., the marks obtained in the NET by the candidates in category-2 and category-3 will be valid for a period of one year from the date of declaration of the result of UGC-NET.
- The number of candidates who will be qualified for 'admission to the Ph.D. only' will be decided by the results committee.
- The result of NET will be declared in percentile along with the marks/normalized marks (in case of multiple shifts) obtained by a candidate to utilize the marks for admission to Ph.D. In case the test for a subject(s) is conducted in two or multiple shifts, the marks will be normalized by using the Equi-percentile method **(as per Annexure – XI),** and the result will be declared in percentile along with normalized marks.

(b) The selection of candidates for the following Fellowships will be made through the Ministry of Social Justice and Empowerment:

- National Fellowship for Scheduled Caste Students (NFSC)
- National Fellowship for Other Backward Classes (NFOBC)
- National Fellowship for Persons with Disabilities (NFPwD)

(c) The data of UGC-NET candidates can be shared by the UGC/NTA with Higher Educational Institutions (HEIs) for admission to Ph.D. programmes and with Public Sector Undertakings (PSUs) & other organizations for their recruitment processes.

Chapter – 2
[Eligibility and Qualification]

2. Eligibility Criteria for UGC-NET December 2026

2.1 Qualifying Examination:

(a) General/Unreserved/General-EWS candidates who have secured at least 55% marks (without rounding off) in Master's Degree or equivalent examination from universities/institutions recognized by UGC (available on the website: **www.ugc.ac.in** in Humanities and Social Science (including languages), Computer Science and Applications, Electronic Science etc. are eligible for this Test. List of subjects at Post Graduation level is attached as **Annexure – IV.** The Other Backward Classes (OBC) belonging to Non-Creamy Layer/Scheduled Caste (SC)/Scheduled Tribe (ST)/Persons with Disability (PwD) / Persons with Benchmark Disability (PwBD)/Third gender category candidates who have secured at least 50% marks (without rounding off) in Master's degree or equivalent examination are eligible for this Test.

(b) Candidates who are pursuing their Master's degree or equivalent course or candidates who have appeared for their qualifying Master's degree (final year) examination and whose result is still awaited or candidates whose qualifying examinations have been delayed may also apply for this test. However, such candidates will be admitted provisionally and shall be considered eligible for award of JRF/eligibility for Assistant Professor only after they have passed their Master's Degree or equivalent examination with at least 55% marks (50% marks in case of OBC-NCL/ SC / ST / PwD/PwBD / Third gender category candidates). Such candidates must complete their Master's degree or equivalent examination within two years from the date of NET result with required percentage of marks, failing which they shall be treated as disqualified.

However, those candidates who qualify for 'Admission to Ph.D. Only' must complete their Master's degree or equivalent examination within one year from the date of NET result with required percentage of marks, failing which they shall be treated as disqualified.

(c) Candidates belonging to the Third gender category are eligible to draw the same relaxation in fee, age and Eligibility Criteria for NET (i.e. JRF and Assistant Professor) as are available to SC/ST/PwD/PwBD categories. The subject-wise qualifying cut-offs for this category would be the lowest among those for SC / ST / PwD/PwBD / OBC–NCL / General-EWS categories in the corresponding subject.

(d) The Ph.D. degree holders whose Master's level examination have been completed by 19 September 1991 (irrespective of date of declaration of result) shall be eligible for a relaxation of 5% in aggregate marks (i.e. from 55% to 50%) for appearing in NET. The list of Post-Graduation courses and their codes is given at **Annexure – V**.

(e) Candidates are advised to appear in the subject of their Post-Graduation only. The candidates whose Post Graduation subject is not covered in the list of NET subjects attached as **Annexure – II**, may appear in a related subject.

(f) The candidates having passed a 4-year/8-semester bachelor's degree programme should have a minimum of 75% marks in aggregate or its equivalent grade on a point scale wherever the grading system is followed. A relaxation of 5% marks or its equivalent grade may be allowed for those belonging to SC/ST/OBC (non-creamy layer)/Differently-Abled, Economically Weaker Section (EWS) and other categories of candidates as per the decision

of the Commission from time to time (refer to University Grants Commission (Minimum Standards and Procedures for Award of Ph.D. Degree) Regulations, 2022 *https://www.ugc.gov.in/pdfnews/0909572_Minimum-Standards-and-Procedure-for-Award-of-PhD-Degree.pdf*)

The candidates qualifying in the NET, based on a four-year undergraduate degree, will be eligible for the award of the Junior Research Fellowship (JRF) and for admission to the Ph.D. The candidates qualifying in the NET, based on a four-year undergraduate degree, will not be eligible for appointment as Assistant Professor.

The candidates who are pursuing Four Year/8 Semester Bachelor's Degree Programme and are in their last semester/year may also apply for the test. However, such candidates will be admitted provisionally and shall be considered eligible for the award of JRF/admission to Ph.D. only after fulfilling the requirements contained in the University Grants Commission (Minimum Standards and Procedures for Award of Ph.D. Degree) Regulations, 2022 within two years (if qualified for award of JRF)/within one year (if qualified for admission to Ph.D. only) from the date of declaration of the NET result, failing which they shall be treated as disqualified.

(g) The candidates with a Four-Year Bachelor's Degree Programme are allowed to appear in a subject (the List of Subjects and their Codes for UGC-NET December 2026 are given at Annexure-II) in which they want to pursue a Ph.D. irrespective of the discipline in which they have obtained the four-year bachelor's degree.

(h) Candidates are neither required to send any certificates/documents in support of their eligibility nor printout of their Application Form or Confirmation Page to NTA. However, the candidates, in their own interest, must ensure themselves about their eligibility for the test. In the event of any ineligibility being detected by the UGC/NTA at any stage, their candidature will be cancelled, and they shall be liable for legal action. NTA does not verify the information provided by the candidates during online registration and hence candidature will be purely provisional subject to the fulfillment of eligibility criteria.

Candidates holding a foreign qualification are advised, in their own interest, to obtain equivalence of their qualification from the University Grants Commission (UGC).

Attention is invited to the University Grants Commission (Recognition and Grant of Equivalence to Qualifications Obtained from Foreign Educational Institutions) Regulations, 2025 published in the Gazette of India on 04th April, 2025. For more clarification candidates are requested to contact NET Bureau.

The Candidates with Post-Graduate diploma awarded by an Indian Institute should in their own interest, ascertain the equivalence of their diploma with Master's degree of recognized Indian Universities from Association of Indian Universities (AIU).

2.2 Instructions

(i) The eligibility in NET will depend on the performance of the candidate in both the sections of UGC-NET in aggregate. However, the candidates qualifying exclusively for 'Assistant Professor and admission to Ph.D.' or for 'admission to Ph.D. only' will not be considered for the award of JRF. Candidates appearing in UGC-NET should thoughtfully select the various options available in the Application Form.

Candidates who qualify the Test for eligibility for Assistant Professor will be governed by the rules and regulations for recruitment of Assistant Professor of the concerned Universities / Colleges/ State governments, as the case may be.

(ii) The candidates who qualify for the award of JRF are eligible to pursue research in the subject of their post-graduation or in a related subject and are also eligible for Assistant Professor. The universities, institutions, IITs and other national organizations may select the JRF awardees for full time research work in accordance with the procedure prescribed by them.

(iii) Junior Research Fellowship: Candidates qualifying for the award of JRF will be eligible to receive fellowship of UGC under various schemes, subject to their finding placement in universities/IITs/Institutions. The validity period of the offer will be three years w.e.f. the date of issue of JRF Award Letter. However, for those candidates who have already joined Ph.D., the date of commencement of Fellowship shall be from the date of declaration of NET result or date of their joining, whichever is later.

(iv) The National Fellowship for Scheduled Caste Students (NFSC) and National Fellowship for Other Backward Classes (NFOBC) shall be governed by the guidelines available on the official websites of the concerned Ministries.

2.3 Exemption (Eligibility for Assistant Professor)

(i) NET/SET/SLET shall remain the minimum eligibility condition for recruitment and appointment of Assistant Professors in Universities/Colleges/ Institutions. In this regard, exemption from NET/SET/SLET will be governed by UGC regulations and amendments notified in the Gazette of India from time to time.

(ii) The candidates who have passed the UGC/CSIR/ JRF examination prior to 1989 are also exempted from appearing in NET.

(iii) For SET Candidates: The candidates who have cleared the States Eligibility Test (SET) accredited by UGC for Assistant Professor held prior to 01st December 2002, are exempted from appearing in NET, and are eligible to apply for Assistant Professor anywhere in India. For SET held from 1st December 2002 onwards, the qualified candidates are eligible to apply for the post of Assistant Professor only in the universities/colleges situated in the State from where they have cleared their SET.

2.4 Age Limit and Relaxation

(i) JRF: Not more than 30 years as on 01st day of the month in which the examination is concluded i.e. 01.12.2026.

a) A relaxation of up to 5 years is provided to the candidates belonging to OBC-NCL (as per the Central list of OBC available on website: www.ncbc.nic.in) /SC/ST/PwD/PwBD/Third gender categories and to women applicants.

b) Relaxation will also be provided to the candidates with research experience, limited to the period spent on research in the relevant / related subject of post-graduation degree, subject to a maximum of 5 years, on production of a certificate from appropriate authority, which should be a recognized Indian university / Institute of National Importance / foreign university which is duly approved / recognized / accredited in its own Country / Public Sector Undertaking of Government of India / State Government in India. The research should not have been carried out towards completion of graduation or post-graduation degree(s).

c) Three years' relaxation in age will be permissible to the candidates with L.L.M. degree. A relaxation of up to 5 years is provided to the candidates who have served in the

armed forces subject to the length of service in the armed forces up to the first day of the month in which the concerned UGC-NET is, conducted, **i.e., 01.12.2026.** Total age relaxation on the above ground(s) shall not exceed five years under any circumstances.

(ii) **Assistant Professor:** There is no upper age limit in applying for UGC-NET for Assistant Professor.

(iii) **Admission to PhD:** There is no upper age limit in applying for UGC-NET for Admission to PhD.

Chapter – 3
[Examination Scheme]

3. UGC-NET December 2026

The UGC-NET December 2026 will be conducted in Computer Based Test (CBT) mode as per the time schedule specified in the Information at a glance, in the Subjects given at (refer to **Annexure – II)** in selected Cities spread across the Country (refer to **Annexure – III**).

3.1 Mode of Examination

The Examination shall be conducted in **Computer Based Test (CBT) mode** only.

3.2 Pattern of Examination

The Test paper will consist of two sections, both the sections will consist of objective type, multiple-choice questions. There will be no break between the papers.

Part	Marks	Number of Questions	MCQ	Total duration
I	100	50	The questions in Part – I intends to assess the teaching/ research aptitude of the candidate. It will primarily be designed to test reasoning ability, reading comprehension, divergent thinking and general awareness of the Candidate.	03 hours (180 minutes) without any break. **All the questions are compulsory.**
II	200	100	This is based on the subject selected by the candidate and will assess domain knowledge.	

3.3 Subject and Syllabus of Test

The List of Subjects and their Codes for UGC-NET December 2026 are given **at Annexure – II. Syllabus for all NET Subjects can be downloaded from the UGC website:** https://www.ugcnetonline.in/syllabus-new.php. **The National Testing Agency will not provide the copy of syllabus to any candidate.**

3.4 Medium of Question Paper

(i) The medium of Question Paper shall be in English & Hindi only, except language papers.

(ii) Option for medium of Question Paper should be carefully chosen by the Candidate, while filling the Application Form online. The option once exercised cannot be changed.

(iii) Candidates are required to answer in the medium as per option exercised in the Application Form.

(iv) In case of any ambiguity in translation/construction of a question in the exam, **its English version shall be treated as final and the decision of NTA shall be final in this regard.**

3.5 Marking Scheme

1. To answer a question, the candidate needs to choose one option as the correct option.
2. Each question carries 02 (two) marks.
3. For each correct response, the candidate will get 02 (two) marks.
4. There is no negative marking for incorrect response.
5. No marks will be given for questions un-answered/un-attempted/marked for Review.
6. While every effort will be made to ensure that each question has one unique answer, in case, it is found that a question has more than one option, it will be dealt with in following manner:

a) If more than one option is found to be correct, then Two marks (+2) will be awarded to only those who have marked any of the correct options.
b) If all options are found to be correct, then Two marks (+2) will be awarded to all those who have attempted the question.
c) If none of the options is found correct or a Question is found to be wrong or a Question is dropped, then two marks (+2) will be awarded to only those candidates who have attempted the question. The reason could be due to human error or technical error. **Since there is no negative marking, candidate needs to choose one most appropriate option as correct answer.**

Chapter – 4
[Reservations]

4. Reservations

4.1 Reservation Policy of the Government of India is applicable to UGC-NET According to this, in the Central Universities and Institutions which are deemed to be Universities, the reservation of seats shall be as follows:

i. **15%** of the seats for Scheduled Caste (SC) candidates.

ii. **7.5%** of seats Scheduled Tribe (ST) candidates.

iii. **27%** of the seats for Other Backward Classes (OBC) Non-Creamy Layer (NCL) candidates as per the Central List*

iv. **10%** of the seats **for General-Economically Weaker Sections (General- EWS)** candidates.

v. **05%** of the seats in the above-mentioned categories for **Persons with Benchmark Disability (PwBD)** with 40% or more disability.

Notes:

1. **The benefit of reservation for admission to Central Educational Institutions (CEIs) shall be given only to those classes/castes/tribes which are in the respective Central List published by the Government of India from time to time.**
2. **Other Backward Classes - Non-Creamy Layer (OBC–NCL) are as per the Central list of Other Backward Classes available on National Commission for Backward Classes(NCBC), Government of India website www.ncbc.nic.in. Thus, the candidates falling in this list may mention OBC in the Category Column. State list OBC Candidates who are not in OBC-NCL (Central List) must not choose OBC-NCL.**
3. **Economically Weaker Section (EWS) -This provision would be regulated as per the OM No. 20013/01/2018-BC-II dated January 17, 2019 issued by the Ministry of Social Justice and Empowerment and the OM No. 12-4/2019-U1 dated 17.01.2019 as well as the Letters No 35-2/2019-T.S.I dated 21.01.2019, 01.02.2019, 04.02.2019 and 15.02.2019 of MHRD Department of Higher Education regarding implementation of reservation for Economically Weaker Section (EWS) for admission in Central Educational Institutions (CEIs).**

4.2 Provisions relating to Persons with Disability (PwD)/ Persons with Benchmark Disability (PwBD):

4.2.1 The Rights of Persons with Disabilities Act, 2016:

The Gazette of India, Extraordinary Part-II Section 1, Ministry of Law and Justice (Legislative Department) New Delhi dated 28 December 2016 on "The Rights of Persons with Disabilities Act, 2016. The relevant paragraphs of the above Gazette Notification from chapter 1 for consideration are as under:

Para 2 (r) "person with benchmark disability" means a person with **not less than forty percent** of a specified disability where specified disability has not been defined in measurable terms and includes a person with disability where specified disability has been defined in measurable terms, as certified by the certifying authority;

Para 2 (s) "person with disability" means a person with long term physical, mental, intellectual or sensory impairment which, in interaction with barriers, hinders his full and effective participation in society equally with others;

Para 2 (zc) "specified disability" means the disabilities as specified in the Schedule; **(Annexure – XII)**

(https://cdnbbsr.s3waas.gov.in/s3e58aea67b01fa747687f038dfde066f6/uploads/2023/10/202310161053958942.pdf)

4.2.2 Office Memorandum dated 29 August 2018:

Ministry of Social Justice & Empowerment, Govt. of India, Office Memorandum No. F. No. 34-02/2015-DD-III dated 29 August 2018 for conducting written examination for persons with specified disabilities covered under the definition of Section 2(r) of the RPwD Act, 2016. The relevant paragraphs of the above Office Memorandum for consideration are as under: -

Para IV. The facility of Scribe/Reader/Lab Assistant should be allowed to any person with benchmark disability as defined under section 2(r) of the RPwD Act, 2016 and has limitation in writing including that of speed if so desired by him/her.

In case of persons with benchmark disabilities in the category of blindness, locomotor disability (both arms affected-BA) and cerebral palsy, the facility of scribe/reader/lab assistant shall be given, if so desired by the person.

In case of other category of persons with benchmark disabilities, the provision of scribe/reader/lab assistant can be allowed on production of a certificate to the effect that person concerned has physical limitation to write, and scribe is essential to write examination on his behalf, from the Chief Medical Officer/Civil Surgeon/Medical Superintendent of a Government health care institution as per proforma at Annexure -VI.

In case the candidate is allowed to bring his own scribe, the qualification of the scribe should be one step below the qualification of the candidate taking examination. The person opting for own scribe should submit details of the own scribe as per proforma at **Annexure – VII.**

4.2.3 Office Memorandum dated 10 August 2022:

Ministry of Social Justice & Empowerment, Govt. of India, Office Memorandum No F. No. 29- 6/2019-DD-III dated 10 August 2022 for conducting written examination for persons with specified disabilities covered under the definition of Section 2(s) of the RPwD Act, 2016 but not covered under the definition of Section 2(r) of the said Act, i.e. person having less than 40% disability and having difficulty in writing. The relevant paragraphs of the above Office Memorandum for consideration are as under: - Para 3 (b). The facility of scribe and/or compensatory time shall be granted solely to those having difficulty in writing subject to production of a certificate to the effect that person concerned has limitation to write and that scribe is essential to write examination on his/her behalf from the competent medical authority of a Government healthcare institution as per proforma at **Annexure – VIII**.

Para 3 (c). The medical authority for the purpose of certification as mentioned above should be a multi-member authority comprising the following: -

i. Chief Medical officer/Civil Surgeon /Chief District Medical Officer, Chairperson
ii. Orthopaedic/PMR specialist
iii. Neurologist, if available*
iv. Clinical Psychologist/Rehabilitation Psychologist/ Psychiatrist/Special Educator
v. Occupational therapist, if available*
vi. Any other expert based on the condition of the candidate as may be nominated by the Chairperson.

(* the Chief Medical Officer/Civil Surgeon/Chief District Medical Officer may make full efforts for inclusion of neurologists, occupational therapist from the nearest District or the Medical College/Institute, if the same is not available in the District)"

The candidate should fill up the details of scribe as per undertaking proforma at **Annexure – IX**.

4.2.4 Scribe and Compensatory Time

1. The candidate should have the discretion of opting for his own scribe / reader / lab assistant or request the Examination Body for the same. The examining body may also identify the scribe / reader / lab assistant to make panels at the District / Division / State level as per the requirements of the examination. In such instances the candidates should be allowed to meet the scribe two days before the examinations so that the candidates get a chance to check and verify whether the scribe is suitable or not.
2. Compensatory time should not be less than 20 minutes per hour of examination for persons who are allowed use of scribe / reader / lab assistant. All the candidates with benchmark disabilities who are eligible for availing the facility of scribe in terms of guidelines vide para IV of Para 4.2.2 above may be allowed additional time of minimum of one hour for examination of 3 hours duration whether they use the facility of scribe or not. In case the duration of the examination is less than an hour, then the duration of additional time should be allowed on pro-rata basis. Additional time should not be less than 5 minutes and should be in the multiple of 5".

   Note-Both the guidelines i.e. dated 29 August 2018 (for PwBDs) and dated 10 August 2022 (for PwDs) have other important aspects such as allowing use of assistive devices, proper seating arrangement, accessibility of examination centres etc. which will be followed.

   The scribe will help the Candidate in reading the questions and / or keying in the answers as per the directions of the Candidate. A scribe will NEITHER explain the questions NOR suggest any solution to the Candidate.

   It is to be noted that the Scribe will be provided by the National Testing Agency (NTA), if requested by the Candidate.

   If it is found at any stage that a candidate has availed the services of a scribe and/or availed the compensatory time but does not possess the extent of disability that warrants the use of a scribe and/or grant of compensatory time, the candidate will be excluded from the process of evaluation, ranking.

   Note-1: The NTA does not guarantee any change in the category or sub-category (PwD/PwBD status) after the submission of the Online Application Form, and in any case, no change will be entertained by NTA after the declaration of NTA Result for UGC-NET December 2026. Therefore, the candidates are advised to fill in the category/sub-category column very carefully.

   Note-2: The extent of "specified disability" in a person shall be assessed in accordance with the "Guidelines for the purpose of assessing the extent of specified disability in a person included under the Rights of Persons with Disabilities Act, 2016.

   Note-3: Candidates must note that the benefit of reservation will be given to them subject to verification of documents. If it is discovered at any stage that a candidate has used a false/fake/incorrect document or has furnished false, incorrect or incomplete information, in order to avail the benefit of reservation, then such a candidate shall be excluded from all examination process.

Chapter – 5
[Choice of Examination Cities]

Choice of Examination Cities

- The Cities where the UGC-NET December 2026 will be conducted are given in **Annexure-III.** While applying, candidates have to select any **four cities** of their choice. Efforts will be made to allot the city of examination to the candidates in order of choice opted by them in their online Application Form. **However, due to administrative/logistic reasons, a different city can be allotted.**

- In case there are very few candidates from a City, the NTA reserves the right to merge one, two, or more cities.

- The decision of the NTA regarding the allotment of the City/Centre shall be final. No further correspondence or request shall be entertained in such a case.

- While filling in the Online Application Form, candidates should select **four Convenient Cities from Annexure-III** as their Choice of Cities for the exam Centre in order of priority. Choice of Centre Cities will be limited to **the State of Permanent Address or State of Present Address** only.

- For convenience, the candidates may select their own city or neighboring cities in their State of Residence or permanent address only. NTA will not be responsible for any inconvenience due to the incorrect selection of cities by the candidates.

- Though every effort will be made to allot a Centre in one of the cities selected by the candidate, the NTA reserves the right to allot a Centre in a city other than the candidate's choice.

Note:

- All efforts will be made by NTA to consider the comfort and convenience of candidates, including PwD/PwBD Candidates while allotting Centres**.**

Chapter – 6
[e-Admit Card]

6.1 The e-Admit Card would be issued provisionally to the candidates through the NTA website: https://ugcnet.nta.nic.in/ subject to the fulfillment of the eligibility conditions and receipt of the prescribed application fee by NTA.

6.2 The candidate has to download the e-Admit Card from the NTA website. The candidate will appear in the examination at the given Centre on the date and shift/timing as indicated in his/her Admit Card.

6.3 No candidate will be allowed to appear at the Examination Centre, on Date and timing other than that allotted him/her in his/her e-Admit Card.

6.4 In case a candidate is unable to download his/ her e-Admit Card from the website, he/ she should approach the **NTA Help Line Number: 011-40759000/69227700** between **10.00 A.M. to 05.00 P.M.** or write to NTA at ugcnet@nta.ac.in

6.5 The candidates are advised to read the instructions on the Admit Card carefully and strictly follow them during the conduct of the Examination.

6.6 **In case of any discrepancy in the particulars of the candidate or his / her photograph and signatures** shown in the Admit Card and Confirmation Page, the candidate may immediately approach the Helpline between 10:00 AM and 5:00 PM. **In such cases, candidates would appear in the Examination with the already downloaded Admit Card.** However, NTA will take necessary action to make corrections in the record later.

6.7 **The date of downloading the Admit Card for the exam will be announced on the NTA website https://ugcnet.nta.nic.in/**

6.8 **The candidates are advised to read the instructions on the e-Admit Card carefully and strictly follow them during the examination.**

Note:

i. *Any candidate reporting at the centre after the gate closing time will not be permitted to appear for the Examination and any act of forceful entry or any representation/argument with the exam functionaries will lead to consideration of the act by the candidate as UFM.*
ii. *The Candidates may please note that Admit Cards will not be sent by post.*
iii. *In no case, the duplicate Admit Card for* **UGC-NET December 2026** *be issued at the Examination Centres.*
iv. *The candidates must not mutilate the Admit Card or change any entry made therein. Any intentional act to bring in any change or tampering of Admit Card if noticed, will be considered as UFM.*
v. *Candidates are advised to preserve their Admit Cards in good condition for future reference.*
vi. *No Admit Card shall be issued to the candidates whose applications are found to be incomplete for any reasons (including indistinct/ doubtful photographs/unsigned Applications) or who do not fulfill the eligibility criteria for the examination.*
vii. *Issue of Admit Cards, however, shall not necessarily mean acceptance of eligibility which shall be further scrutinized at subsequent stages of the admission process by the University/Institution.*
viii. *The candidates are advised to check their registered Email ID's regularly and reply to any clarification sought by NTA during the entire cycle of Examination.*

Chapter – 7
[Schedule of Examination]

The schedule for the University Grants Commission (UGC)-National Eligibility Test (NET), conducted in Computer Based Test (CBT) mode to determine the eligibility of Indian nationals for (i) award of Junior Research Fellowship (JRF) and appointment as Assistant Professor, (ii) appointment as Assistant Professor and admission to Ph.D., and (iii) admission to Ph.D. only in Indian universities and colleges, is as follows:

S. No.	Name of Examination	Proposed Date(s)	Duration
1.	UGC-NET December 2026	14 December 2026 to 19 December 2026 (Buffer: 20 December 2026 to 21 December 2026	6 Days

Chapter – 8
[Important Instructions for the Candidates]

8.1 Candidates are advised to report at the Examination Center well in time i.e. 02 hours before the commencement of the examination.

8.2 Candidates should take their seats immediately after the opening of the Examination Hall. If the candidates do not report in time due to any reason i.e. traffic jam, train/bus delay, etc, they are likely to miss some of the important instructions to be announced in the Examination Rooms/Halls. The NTA shall not be responsible for any delay.

8.3 The candidate must show, on-demand, the Admit Card downloaded/printed from the NTA website for admission in the examination room/hall. The Test Centre Staff on duty is authorized to verify the identity of candidates and may take steps to verify and confirm the identity credentials. A candidate who does not possess a valid Admit Card and authorized Photo ID shall not be permitted to take the examination under any circumstances by the Centre Superintendent.

8.4 **A dedicated Computer node will be allotted randomly to each candidate at the registration window inside the examination hall** on the day of the examination. Candidates must occupy only the seat allotted to them. Any candidate who attempts to change their allotted seat or fails to sit at the assigned computer node may face cancellation of their candidature. No request or plea in this regard will be entertained.

8.5 The candidate should ensure that the Question Paper available on the computer is as per his/her opted subject indicated in the Admit Card. In case, the subject of the Question Paper is other than his/her opted subject, the same may be brought to the notice of the Invigilator concerned immediately.

8.6 The candidates may approach the Centre Superintendent/Invigilator in the room for any technical assistance, first aid emergency, or any other information during the course of the examination. For any queries or issues regarding the Test, the candidates may contact on Helpline Numbers available on the NTA website.

8.7 For any queries or issues regarding the Computer Based Test, the candidates may contact on Helpline Numbers available on the website https://ugcnet.nta.nic.in/.

8.8 In case a candidate, by furnishing false information, appears in more than one shift/date, his / her candidature will be cancelled and his / her result will not be declared.

8.9 For those who are unable to appear on the scheduled date of the test for any reason, a re-test shall not be held by the NTA under any circumstances.

8.10 All Candidates shall ensure that the information (like his/her name, mother's name, father's name, gender, date of birth, category, PwD/PwBD status, mobile number, e-mail address, photograph, and signature, choice of cities for examination Centre, etc.) provided by them in their online Application Form is correct. Candidates are advised to exercise the utmost care in filling up the correct details in the Online Application Form. Any request for change in the particulars and uploaded scanned images at any stage will not be considered by NTA under any circumstances. NTA will not entertain the corrections sent by the candidate through Post/Fax/WhatsApp/E- mail/by Hand.

8.11 **Candidates are NOT allowed to carry Instruments, Geometry or Pencil box, Handbag, Purse, any kind of Paper/ Stationery/ Textual material** (printed or written material), Eatables and Water (loose or packed), **Mobile Phone/ Earphone/ Microphone/ Pager, Calculator, DocuPen, Slide Rules, Log Tables, Camera, Tape Recorder, Electronic Watches** with facilities of calculator, any metallic item or **electronic gadgets/ devices** in the Examination Hall/Room.

8.12 Candidates are requested to **retain 02-05 copies of the Confirmation Page, Admit Card, and Scorecard** of the UGC-NET December 2026.

Note:
Candidates **MUST carry the following documents** on the day of examination at the test centre. In the absence of these documents, candidates will not be allowed to sit for the examination.

i) **Print copy of Admit Card** along with Self Declaration (Undertaking) downloaded from the NTA Website (a clear printout on A4 size paper) duly filled in.
ii) **One passport size photograph** (same as uploaded on the Online Application Form) for pasting on the specific space in the Attendance Sheet at Centre during the examination.
iii) **Any one of the authorized photo IDs** (must be original, valid, and non-expired) – College Identity Card/ PAN card/ Passport/ Aadhaar Card (With photograph)/E-Aadhaar with photograph/ Bank Passbook with Photograph.
iv) **PwD/PwBD certificate** issued by the authorized medical authority, if claiming relaxation under PwD/PwBD category or PwD/PwBD Certificate where the candidate has been certified as having a physical limitation in an examination to write that warrants the use of a scribe and/or compensatory time, the relevant certificate as given in the Information Bulletin (**Annexure – VIII** for ≥40% disability, with difficulty in writing).
v) **If the name has been changed due to events such as marriage,** candidate must show the relevant document at the time of exam. **Marriage Certificate / Divorce / Decree / Legal Name Change Document.**
vi) A simple **Ball Point Pen.**

Rough work and Handing over of the Rough sheets

i. All calculations/writing work is to be done only in the Rough Sheet provided at the Test Centre in the Examination Room/Hall and on completion of the test, candidates must hand over the Rough Sheets to the Invigilator on duty in the Room/Hall.
ii. Candidate must write their Names and Application Number on the top of each Rough Sheet provided to him/her during the Examination. In case candidates are found swapping the rough sheets, they will be considered as UFM and appropriate action will be taken as per relevant clauses of UFM.
iii. The rough sheets provided to the candidate will be collected by the invigilator and destroyed by shredding after the conduct of Examination.

Note:
Candidates shall appear at their own cost at the Centre on the Date, Shift and Time as indicated in their Admit Card issued by the NTA. Under no circumstances the choice of cities for the Centre and shift provided in the Admit Card shall be changed.

Candidates are advised to update their details on Aadhaar Card with their recent Photograph, Name, Date of Birth, Gender, Address etc. (for updation in Aadhaar, please follow UIDAI Guidelines) for verification at the Examination Centre.

Chapter – 9
[Unfair Means Practices]

9.1 Unfair Means Practices and Breach of Examination Rules Definition

Definition: Unfair Means practices refer to any activity or action that gives a candidate an unfair advantage over others during an examination. As per the **Public Examination (Prevention of Unfair Means Act, 2024),** the following actions are considered Unfair Means practices:

a) **Possession of Prohibited Items**: Being in possession of any prohibited item or article that can be used for unfair practices. This includes, but is not limited to, stationery items, communication devices, accessories, eatables, ornaments, or any material (whether relevant or not) related to the examination.

b) **Impersonation**: Engaging someone to write the examination on the candidate's behalf (either physical or virtual impersonation) or preparing material to aid copying during the examination.

c) **Wrong Examination Centre**: Attempting to write the examination at a centre other than the one allotted to the candidate.

d) **Violation of Examination Rules**: Disregarding any examination rules or directives issued by NTA/UGC in relation to the UGC-NET December 2026 Examination.

e) **Assisting Malpractices**: Helping other candidates to engage in malpractices, or giving/receiving assistance in any form, directly or indirectly, or attempting to do so.

f) **Unauthorized Communication**: Attempting to contact or communicate with any person other than examination staff during the examination, whether physically or through any electronic means.

g) **Threatening Officials or Candidates**: Threatening any examination official or other candidates connected with the conduct of the examination.

h) **Use of Undesirable Methods**: Using or attempting to use any unauthorized or illegal methods to influence the examination.

i) **Manipulation of Examination Documents**: Fabricating or manipulating any official documents related to the examination, such as Confirmation Page, Application Form, Admit Cards, Score Card, Rank Letters, Self-Declaration forms, etc.

j) **Forceful Entry or Exit**: Forcibly entering or exiting the examination centre or hall.

k) **Use of Electronic Devices**: Using or attempting to use any electronic device after entering the examination centre, which is prohibited under examination guidelines.

l) **Affixing Morphed Documents**: Affixing or uploading false, altered, or morphed photographs or signatures on the application form, admit card, or any related documents.

m) **Disrupting Examination Process**: Creating obstacles or disturbances that interfere with the smooth and fair conduct of the examination.

n) **Misuse of Scribe or Compensatory Time**: Availing of a scribe and/or compensatory time without fulfilling the required criteria and proper documentation justifying such a request.

o) **Other Malpractices**: Engaging in any other malpractices, whether explicitly listed here or determined by NTA, that fall under Unfair Means as per the **Public Examination (Prevention of Unfair Means Act, 2024)**.

9.2 Punishment for Unfair Means Practices

As per the **Public Examination (Prevention of Unfair Means Act, 2024)**, if a candidate is found to have engaged in any of the above-mentioned practices during, before, or after the examination, they shall be treated as having committed an **Unfair Means (UFM) offense** and will be subject to the following penalties:

- **Debarment**: The candidate shall be debarred from appearing in future public examinations for a period of up to **3 years**.

- **Criminal Action**: The candidate shall be liable for **criminal action** in accordance with the provisions of the law.
- **Other Disciplinary Actions**: Any additional action deemed appropriate by the examination authorities, in line with the severity of the offense, may also be taken, including cancellation of examination results or other administrative actions.

These provisions aim to ensure the integrity and transparency of the examination process and provide a fair environment for all candidates, as per the regulations outlined in the **Public Examination (Prevention of Unfair Means Act, 2024)**

9.3 Cancellation of Result

The result **UGC-NET December 2026** of the candidate(s) who indulge in Unfair means Practices will be cancelled and will not be declared. Similarly, the result of those candidates who appear from the Centre other than the one allotted to them or allow another candidate/person to write the examination on his/her behalf will be cancelled. No plea will be entertained in this regard.

Disclaimer: The decision of NTA shall be final and binding for declaration of any person / candidate guilty of foregoing or such offence as shall be classified as Unfair Means Case (UMC).

Chapter – 10
[Barred Items and Dress Code]

10.1 Barred Items

10.1.1 The candidates will be subjected to extensive and compulsory frisking before entering the Examination Centre with the help of highly sensitive metal detectors. The candidates are not allowed to carry the following items inside the Examination Centre under any circumstances.

i. Any item like textual material (printed or written), bits of paper, Geometry/Pencil Box, Plastic Pouch, Pen, Scale, Writing Pad, Pen Drives, Eraser, Calculator, Log Table, Docu Pen, Slide Rules, Electronic Pen/Scanner, etc.

ii. Any communication device like Mobile Phone, Bluetooth, Earphones, Microphone, Pager, Health Band, etc.

iii. Other items like Wallet, Goggles, Handbags, Belt, Cap, etc.

iv. Any Watch/Wristwatch, Bracelet, Camera, etc.

v. Any ornaments/metallic items.

vi. Any food items opened or packed, water bottles, etc.

vii. Any other item that could be used for unfair means, communication devices like a microchip, camera, Bluetooth device, etc.

10.1.2 No arrangement will be made at the Centres for keeping any articles/items belonging to the candidates. NTA will not be responsible for any belongings stolen or lost at the premises.

10.1.3 The Candidates wearing objects of faith, customary or cultural dress shall report at the examination centre at least two hours before the commencement of the examination so that frisking and any required examination of articles of faith can be completed without inconvenience to the candidate or to other examinees; while maintaining the sanctity of the examination. If upon screening, it is discovered that any candidate is actually carrying a suspected device within such an item of faith, he/ she may be asked not to take it into the examination hall.

10.2 Dress Code

10.2.1 The candidates are instructed to follow the following dress code while appearing for **UGC-NET December 2026 Examination:**

a) Candidates should wear simple and comfortable clothes suitable for the prevailing weather conditions, whether summer or winter. Heavy clothes, multiple layers, oversized garments, or clothes with large pockets may be subject to additional frisking for security reasons.

b) Candidates coming in cultural/customary dress should report at the Examination Centre at least two hours before the last reporting time to allow sufficient time for frisking without any inconvenience, while maintaining the sanctity of the examination.

c) Slippers and sandals with low heels are permitted. Heavy Shoes are not permitted.

d) **In case of any unavoidable medical or weather-related requirement requiring deviation from the prescribed dress code, prior approval of NTA must be obtained before the issuance of the Admit Cards.**

10.2.2 **It** is desired that the candidates shall strictly follow instructions issued by the NTA to ensure fair conduct of the examination.

Note:

The NTA believes in the sanctity and fairness of conducting the examination, however, it also believes in the sensitivity involved in frisking (girl) candidates and will issue comprehensive instructions accordingly to the staff and other officials at the Examination Centres. The frisking of the female candidates will be done inside a closed enclosure by female staff only.

Chapter – 11
[Key Challenges and Result]

11.1 Display of Provisional Answer Key(s) for Challenges

- NTA will display Provisional Answer Key(s) & Question Paper attempted by the candidates on the NTA's website https://ugcnet.nta.nic.in/. Exact date shall be displayed on the NTA's website for the same after the commencement of the examination. The Provisional Answer Key(s) are likely to be displayed for two to three days.
- The Candidates will be required to pay online an amount of **Rs. 200/- (Rupees Two Hundred Only) per answer key challenged, as Non-Refundable processing fee.**
- Only paid challenges made during the stipulated time through the key challenge link will be considered. Challenges without justification/evidence/after stipulated time period and those filed on any other medium other than the prescribed link will not be considered.
- The NTA decision on the challenges shall be final and no further communication will be entertained. NTA will not inform the Candidates individually about the outcome of the challenges made.
- The subject experts will examine all the challenges received and then a final answer key will be displayed and declared.
- **The result will be compiled based on the final answer key declared. No grievance with regard to answer key(s) after the declaration of result/NTA Score of UGC-NET December 2026 will be entertained.**

11.2 Display of Recorded Responses

- The NTA will display the Question Paper and attempted recorded responses by the candidates on the NTA website ugcnet.nta.nic.in prior to declaration of result. The Question paper attempted and recorded responses are likely to be displayed for two to three days. Candidates are advised to download the response sheet for the future. No copy of the response sheet will be provided by NTA after the declaration of results under the RTI Act.

11.3 Procedure and Criteria for declaration of result

1) **The following steps will be followed for the preparation of Result**

Step I: The number of candidates to be qualified for eligibility for Assistant Professor shall be equal to 6% of the candidates appeared in NET (in both the papers) on the basis of their Master's Degree or equivalent examination.

Step II: The total slots shall be allocated to different categories as per the reservation policy of Government of India.

Step III: In order to be considered, the candidate must have appeared in both the papers and secured at least 40% aggregate marks in both the papers taken together for General (Unreserved) / General-EWS category candidates and at least 35% aggregate marks in both the papers taken together for all candidates belonging to the reserved categories (viz., SC, ST, OBC (belonging to Non- Creamy Layer), PwD/PwBD and Third gender).

Step IV: The number of candidates to be declared qualified in any subject for a particular category is derived as per the methodology illustrated below:

Example: **Number of candidates to be declared qualified for Eligibility for Assistant Professor in the subject 'Economics' for the Scheduled Caste (SC) category**	**Number of candidates* belonging to SC category who secure at least 35% aggregate marks in both the papers taken together in 'Economics' (x) Total slots derived for SC category as per Step II (÷) Total number of candidates* belonging to SC category over all subjects who secure at least 35% aggregate marks in both the papers taken together.**

The aggregate percentage of the two papers corresponding to the number of slots arrived at, shall determine the qualifying cut-off for Eligibility for Assistant Professor 'in 'Economics' for the SC category. Similar yardstick shall be employed for deriving the subject-wise qualifying cut- offs for all categories.

Step V: The total number of slots available for awarding JRF is allocated among different categories as per the reservation policy of Government of India.

It may be noted that, notwithstanding the above, the qualifying criteria as decided by UGC is final and binding. Result of the examination shall be hosted on NTA website; https://ugcnet.nta.nic.in/. The candidates will not be individually intimated about their result.

***Appearing on the basis of their master's degree or equivalent examination.**

2) **Normalization procedure (Annexure – X & Annexure – XI whichever is applicable):**
   - **a)** For multi-shift papers, raw marks obtained by the candidates in different shifts/sessions will be converted to NTA Score (percentile).
   - **b)** The detailed procedure on NTA Score being adopted is available on NTA website under Normalization procedure based on Percentile Score.
   - **c)** In case a subject test is conducted in multi-shifts, NTA Score will be calculated corresponding to the raw marks obtained by a candidate. The calculated NTA Score for the Raw Marks for all the shifts/sessions will be merged for further processing for deciding the allocation.
   - **d)** In the events of the percentiles for the multi-shifts being dissimilar / unequal, the lowest will be the eligibility cut-off for that category for all candidates (i.e. all shifts).

     For Example: In the examination held in two shifts, if the 40% marks correspond to a Percentile score of 78 in Shift 1 and 79 in Shift 2, then all those equal to or above 78 percentiles (Percentile score of 100 to 78) in both shifts will become eligible in General Category. Similar methods will be adopted for the other categories to determine eligibility cut-offs. In case the examination is held in a greater number of shifts the same principle shall apply.

3) **Re-Evaluation/Re-Checking of result**
   - ➢ There shall be no re-evaluation/re-checking of the result. No correspondence in this regard shall be entertained.

Chapter – 12
[Miscellaneous]

12.1 Grievance / Correspondence with NTA

- All grievances or correspondence related to the examination should be addressed to ugcnet@nta.ac.in The communication should not be anonymous and must contain the name, Registration/Application Number, postal address, and valid contact number of the sender. The grievance or correspondence should strictly pertain to matters related to the examination or the examination centre. Communication shall not be entertained from individuals claiming to be representatives, associates, or officials of the applicant/candidate.
  The following information shall not be revealed by phone or email:
  i. Internal documentation or status.
  ii. Internal decision-making process of NTA, including any claim or counterclaim thereof.
  iii. Dates and venue of internal meetings, or the names of staff/officers dealing with the matter.
  iv. Any other information which, in the opinion of NTA, cannot be disclosed.

12.2 NTA Weeding Out Rules

- The record of **UGC-NET December 2026** will be preserved up to 90 days from the date of declaration of result.

12.3 Legal Jurisdiction

- All disputes pertaining to the conduct of UGC-NET December 2026. Examinations including Results shall fall within the jurisdiction of Delhi/New Delhi only. Further, any legal issues arising out of the Examination shall be entertained only when raised within 30 days from the declaration of result.
- The Director (Administration) of the NTA shall be the official by whose designation the NTA may sue or be sued.

12.4 RTI (Right to Information)

- Information uploaded on the website shall not be provided to the candidate or any other person under the R.T.I. Act, 2005. The information uploaded on the website shall remain for a specific period only. Therefore, the candidates are advised to download the uploaded information and keep with them for future. In the course of examination or in midway of process, neither any application under the Right to Information Act, 2005 shall be entertained nor information will be provided.

Annexure

Annexure – I

PAYMENT OF EXAM FEE - PROCEDURE/ MODE / SERVICE PROVIDER(S), SERVICE CHARGES AND HELPDESK

1. **Processing Charges and Goods and Service Taxes (GST) and Procedure for Payment of Fee**

Mode of Payment of Fee/ Service Provider and Service/Processing charges & GST

S. No	Mode of Payment	STATE BANK OF INDIA		CANARA BANK		UBI	
1	Net Banking	SBI	Rs.5.00+GST	Other Banks (Including Canara Bank)	Rs.13 + GST	HDFC, ICICI, SBI, AXIS	NIL
		Other Banks	Rs 5.00+GST	HDFC, ICICI, SBI, AXIS	Rs.17 + GST	Rest All Banks	NIL
2	Debit Cards	Nil		Visa/Master	Transaction up to Rs.2000/- 0.40% + GST	Visa/Master	NIL
					Transaction above Rs.2000/- 0.85% + GST		NIL
				Rupay	NIL Charge	Rupay	NIL
3	Credit Cards	Domestic	0.80% + GST (Minimum Rs 11/-)	Domestic	1.10% + GST	Domestic	NIL
		International	3.50% of Fee+ GST (Minimum Rs 11/-)				
4	Unified Payment Interface (UPI)	NIL Charge		NIL Charge		NIL	

Prescribed Examination Fee (please see the Information at a Glance) can be paid through any Bank/Payment Gateway in any Payment Mode [service/processing charges per transaction & GST applicable are to be paid by the candidate, except for payment made through debit card (Visa/Master):

2. **Helplines:**

(a) If Paying through State Bank of India (SBI):

Level	Name	Email ID	Contact Number
1	Helpdesk3	sbi.00727@sbi.co.in	011-26391804
2	Customer Care	agmcustomer.Ihodel@sbi.co.in	1800112211
3	Through SMS	UNHAPPY (add text)	8008202020

(b) If paying through Canara Bank:

Level	Name	Email ID
1	HelpDesk	pgsupport@billdesk.com; dssrosdel@canarabank.com; tmscodel@canarabank.com; cb0268@canarabank.com;
2	Complaint Management Services	pgsupport@billdesk.com dssrosdel@canarabank.com; tmscodel@canarabank.com; cb0268@canarabank.com
3	Customer Care	pgsupport@billdesk.com dssrosdel@canarabank.com; tmscodel@canarabank.com; cb0268@canarabank.com
4	Through SMS	---

(c) If paying through Union Bank of India:

Level	Name	Email ID
1	Customer Care	pgsupport@billdesk.com
2		nodal@billdesk.com

(d) NTA Helpdesk Contact details (in case the payment related issues are not resolved through the above-mentioned Helplines of the concerned Bank/Payment Gateway Integrator)
Email: ugcnet@nta.ac.in.
Phone No.: 011-40759000

3. Procedure to raise payment related Grievance:

After (successful completion of all the Steps, Confirmation Page of the Application Form, should be downloaded and a printout of the same may be retained for future reference. The Confirmation Page of the online Application Form could be generated **only after successful payment by the Candidate.**

In case the Confirmation Page is not generated after payment of prescribed Fee, then the candidate should approach the concerned Bank/Payment Gateway integrator (in the helpline number and email given in **Annexure – I** of the Information Bulletin), for ensuring the successful payment. Inspite of above, if successful transaction is not reflected on the Portal, the candidate may contact NTA Helpline. If the payment issue is still not resolved, the candidate may pay second time.

However, any duplicate payment received from the candidate by NTA in course of said transactions will be refunded through the same payment mode through which the duplicate payment is received, after fee reconciliation by NTA.

4. Information to be provided by the Candidate while raising any payment related query/grievance through QRS/email/Helplines: -

a. Name of the Bank and /or payment Gateway.

b. Date and time of the transaction

c. Transaction Number

d. Bank Reference Number

e. Proof of transaction

f. Screenshot from the payment portal (in case of payment failure)

Annexure – II

List of UGC- NET Subjects and their Codes

Note: Syllabi for all NET Subjects can be downloaded from the UGC website: https://www.ugcnetonline.in/syllabus-new.php National Testing Agency will not send the syllabus to individual candidates.

S. No.	Subject	Subject Code
1	Adult Education/ Continuing Education/ Andragogy/ Non-Formal Education.	46
2	Anthropology	07
3	Arab Culture and Islamic Studies	49
4	Arabic	29
5	Archaeology	67
6	Assamese	36
7	Bengali	19
8	Bodo	94
9	Buddhist, Jaina, Gandhian and Peace Studies	60
10	Chinese	32
11	Commerce	08
12	Comparative Literature	72
13	Comparative Study of Religions	62
14	Computer Science and Applications	87
15	Criminology	68
16	Defence and Strategic Studies	11
17	Dogri	33
18	Economics / Rural Economics /Co-operation / Demography / Development Planning/Development Studies / Econometrics/ Applied Economics / Development Economics /Business Economics	01
19	Education	09
20	Electronic Science	88
21	English	30
22	Environmental Sciences	89
23	Folk Literature	71
24	Forensic Science	82
25	French (French Version)	39
26	Geography	80
27	German	44
28	Gujarati	37
29	Hindi	20
30	Hindu Studies	102
31	History	06

S. No.	Subject	Subject Code
32	Home Science	12
33	Human Rights and Duties	92
34	Indian Culture	50
35	Indian Knowledge System	103
36	Japanese	45
37	Kannada	21
38	Kashmiri	84
39	Konkani	85
40	Labour Welfare / Personnel Management / Industrial Relations/ Labour and Social Welfare / Human Resource Management	55
41	Law	58
42	Library and Information Science	59
43	Linguistics	31
44	Maithili	18
45	Malayalam	22
46	Management (including Business Admn. Mgt./Marketing / Marketing Mgt. / IndustrialRelations and Personnel Mgt. / Personnel Mgt. / Financial Mgt. /Co-operative Management)	17
47	Manipuri	35
48	Marathi	38
49	Mass Communication and Journalism	63
50	Museology & Conservation	66
51	Music	16
52	Nepali	34
53	Oriya	23
54	Pali	83
55	Performing Art - Dance/Drama/Theatre	65
56	Persian	42
57	Philosophy	03
58	Physical Education	47
59	Political Science	02
60	Politics including International Relations/International Studies including Defence / Strategic Studies, West Asian Studies, Southeast Asian Studies, African Studies, South Asian Studies, Soviet Studies, American Studies.	90
61	Population Studies	15
62	Prakrit	91
63	Psychology	04
64	Public Administration	14

S. No.	Subject	Subject Code
65	Punjabi	24
66	Rajasthani	43
67	Russian	41
68	Sanskrit	25
69	Sanskrit traditional subjects (including Jyotisha/Sidhanta Jyotish/ Navya Vyakarna/ Vyakarna/ Mimansa/ Navya Nyaya/ Sankhya Yoga/ Tulanatmaka Darsan/ Shukla Yajurveda/ Madhav Vedant/ Dharmasasta/ Sahitya/ Puranotihasa /Agama).	73
70	Santali	95
71	Sindhi	101
72	Social Medicine & Community Health	81
73	Social Work	10
74	Sociology	05
75	Spanish	40
76	Tamil	26
77	Telugu	27
78	Tourism Administration and Management.	93
79	Tribal and Regional Language/Literature	70
80	Urdu	28
81	Visual Art (including Drawing & Painting/Sculpture Graphics/Applied Art/History of Art)	79
82	Women Studies	74
83	Yoga	100
84	Disaster Management	104
85	Ayurveda Biology	105
86	Forestry	106
87	Statistics	107

The candidates with Master's Degree in Geography (with specialization in Population Studies) or Mathematics/ Statistics are also eligible to appear in the subject "Population Studies" (Code 015).

'**'The candidates with Master's Degree in Humanities (including languages) and Social Sciences are eligible to appear in subject "Women Studies" (Code 074).

Note: General Paper on Teaching and Research Aptitude (Paper-I) is compulsory for all.

Annexure – III

List of Exam Cities for Centres of UGC-NET December 2026

Examination will be held at the following cities, provided there are sufficient numbers of candidates in the city:

S. No.	State Code	State	City Code	City
1	11	Andaman & Nicobar Islands (UT)	AN01	Port Blair
2	12	Andhra Pradesh	AP01	Anantapur
3	12	Andhra Pradesh	AP06	Eluru
4	12	Andhra Pradesh	AP07	Guntur
5	12	Andhra Pradesh	AP08	Kadapa (YSR Kadapa)
6	12	Andhra Pradesh	AP09	Kakinada
7	12	Andhra Pradesh	AP10	Kurnool
8	12	Andhra Pradesh	AP11	Nellore
9	12	Andhra Pradesh	AP12	Ongole
10	12	Andhra Pradesh	AP13	Rajahmundry
11	12	Andhra Pradesh	AP14	Srikakulam
12	12	Andhra Pradesh	AP16	Tirupathi
13	12	Andhra Pradesh	AP17	Vijayawada
14	12	Andhra Pradesh	AP18	Visakhapatnam
15	12	Andhra Pradesh	AP19	Vizianagaram
16	12	Andhra Pradesh	AP20	Narasaraopet
17	12	Andhra Pradesh	AP29	Nandyal
18	13	Arunachal Pradesh	AL01	Itanagar/Naharlagun/Papum Pare
19	14	Assam	AM02	Guwahati
20	14	Assam	AM03	Jorhat
21	14	Assam	AM04	Silchar
22	14	Assam	AM05	Tezpur
23	14	Assam	AM01	Dibrugarh
24	15	Bihar	BR01	Aurangabad (Bihar)
25	15	Bihar	BR02	Bhagalpur
26	15	Bihar	BR04	Darbhanga
27	15	Bihar	BR05	Gaya
28	15	Bihar	BR06	Muzaffarpur
29	15	Bihar	BR07	Patna
30	15	Bihar	BR08	Purnea
31	15	Bihar	BR09	Arrah
32	16	Chandigarh (UT)	CH01	Chandigarh/Mohali
33	17	Chhattisgarh	CG03	Raipur
34	17	Chhattisgarh	CG08	Jagdalpur
35	17	Chhattisgarh	CG01	Bhilai Nagar (Durg)
36	17	Chhattisgarh	CG04	Ambikapur
37	17	Chhattisgarh	CG02	Bilaspur(Chhattisgarh)

S. No.	State Code	State	City Code	City
38	18	Dadra & Nagar Haveli (UT)	DN01	Silvassa
39	19	Daman & Diu (UT)	DD02	Diu
40	20	Delhi (NCT)	DL01	Delhi/New Delhi
41	21	Goa	GO01	Madgaon/Mapusa
42	22	Gujarat	GJ01	Ahmedabad
43	22	Gujarat	GJ02	Anand
44	22	Gujarat	GJ06	Jamnagar
45	22	Gujarat	GJ07	Junagadh
46	22	Gujarat	GJ10	Rajkot
47	22	Gujarat	GJ11	Surat
48	22	Gujarat	GJ12	Vadodara
49	22	Gujarat	GJ08	Mehsana
50	22	Gujarat	GJ23	Gandhinagar
51	22	Gujarat	GJ17	Bhuj
52	22	Gujarat	GJ13	Vapi
53	22	Gujarat	GJ35	Bardoli
54	22	Gujarat	GJ27	Modasa
55	23	Haryana	HR01	Ambala
56	23	Haryana	HR04	Gurugram
57	23	Haryana	HR03	Faridabad
58	23	Haryana	HR07	Kurukshetra
59	24	Himachal Pradesh	HP03	Hamirpur (Himachal Pradesh)
60	24	Himachal Pradesh	HP06	Shimla
61	24	Himachal Pradesh	HP08	Mandi
62	24	Himachal Pradesh	HP09	Una
63	24	Himachal Pradesh	HP10	Kullu
64	24	Himachal Pradesh	HP01	Bilaspur (Himachal Pradesh)
65	24	Himachal Pradesh	HP04	Kangra/Palampur
66	25	Jammu & Kashmir	JK02	Jammu
67	25	Jammu & Kashmir	JK04	Srinagar (J&K)
68	25	Jammu & Kashmir	JK06	Pulwama
69	25	Jammu & Kashmir	JK03	Sambha
70	25	Jammu & Kashmir	JK01	Baramulla
71	25	Jammu & Kashmir	JK07	Budgam
72	26	Jharkhand	JH01	Bokaro Steel City
73	26	Jharkhand	JH02	Dhanbad
74	26	Jharkhand	JH03	Jamshedpur
75	26	Jharkhand	JH04	Ranchi
76	26	Jharkhand	JH05	Hazaribagh
77	26	Jharkhand	JH06	Ramgarh
78	27	Karnataka	KK02	Belagavi (Belgaum)

S. No.	State Code	State	City Code	City
79	27	Karnataka	KK20	Bengaluru
80	27	Karnataka	KK06	Davanagere
81	27	Karnataka	KK08	Kalaburagi (Gulbarga)
82	27	Karnataka	KK09	Hassan
83	27	Karnataka	KK10	Dharwad
84	27	Karnataka	KK12	Mangaluru (Mangalore)
85	27	Karnataka	KK14	Mysuru (Mysore)
86	27	Karnataka	KK15	Shivamogga (Shimoga)
87	27	Karnataka	KK23	Chikkamagaluru
88	27	Karnataka	KK27	Hubballi (Hubli)
89	27	Karnataka	KK17	Udupi/Manipal
90	27	Karnataka	KK16	Tumakuru
91	28	Kerala	KL07	Kannur
92	28	Kerala	KL09	Kollam
93	28	Kerala	KL11	Kottayam
94	28	Kerala	KL12	Kozhikode
95	28	Kerala	KL13	Malappuram
96	28	Kerala	KL15	Palakkad
97	28	Kerala	KL16	Pathanamthitta
98	28	Kerala	KL17	Thiruvananthapuram
99	28	Kerala	KL18	Thrissur
100	28	Kerala	KL19	Wayanad
101	28	Kerala	KL01	Alappuzha/Chengannur
102	28	Kerala	KL04	Ernakulam/Moovattupuzha
103	29	Lakshadweep (UT)	LD01	Kavaratti
104	47	Leh & Ladakh (UT)	LL01	Leh
105	47	Leh & Ladakh (UT)	LL02	Kargil
106	30	Madhya Pradesh	MP01	Balaghat
107	30	Madhya Pradesh	MP03	Bhopal
108	30	Madhya Pradesh	MP06	Gwalior
109	30	Madhya Pradesh	MP07	Indore
110	30	Madhya Pradesh	MP08	Jabalpur
111	30	Madhya Pradesh	MP12	Sagar
112	30	Madhya Pradesh	MP13	Satna
113	30	Madhya Pradesh	MP15	Ujjain
114	31	Maharashtra	MR01	Ahilyanagar/Ahmednagar
115	31	Maharashtra	MR02	Akola
116	31	Maharashtra	MR03	Amravati
117	31	Maharashtra	MR04	Chhatrapati Sambhaji Nagar
118	31	Maharashtra	MR09	Chandrapur
119	31	Maharashtra	MR10	Dhule

S. No.	State Code	State	City Code	City
120	31	Maharashtra	MR13	Jalgaon
121	31	Maharashtra	MR14	Kolhapur
122	31	Maharashtra	MR15	Latur
123	31	Maharashtra	MR17	Nagpur
124	31	Maharashtra	MR18	Nanded
125	31	Maharashtra	MR19	Nashik
126	31	Maharashtra	MR22	Pune
127	31	Maharashtra	MR25	Sangli
128	31	Maharashtra	MR26	Satara
129	31	Maharashtra	MR27	Solapur
130	31	Maharashtra	MR28	Thane
131	31	Maharashtra	MR29	Wardha
132	31	Maharashtra	MR30	Beed
133	31	Maharashtra	MR31	Bhandara
134	31	Maharashtra	MR32	Buldhana
135	31	Maharashtra	MR24	Ratnagiri
136	31	Maharashtra	MR38	Parbhani
137	31	Maharashtra	MR40	Gadchiroli
138	31	Maharashtra	MR42	Jalna
139	31	Maharashtra	MR47	Mumbai/Navi Mumbai
140	32	Manipur	MN01	Imphal
141	32	Manipur	MN03	Churachandpur
142	32	Manipur	MN06	Thoubal
143	33	Meghalaya	MG01	Shillong
144	33	Meghalaya	MG04	Tura
145	34	Mizoram	MZ01	Aizawl
146	35	Nagaland	NL01	Dimapur
147	35	Nagaland	NL02	Kohima
148	36	Odisha	OR02	Balasore (Baleswar)
149	36	Odisha	OR03	Berhampur-Ganjam
150	36	Odisha	OR04	Bhubaneswar
151	36	Odisha	OR05	Cuttack
152	36	Odisha	OR06	Dhenkanal
153	36	Odisha	OR18	Bhawanipatna
154	36	Odisha	OR09	Sambalpur
155	36	Odisha	OR10	Angul
156	36	Odisha	OR11	Bhadrak
157	36	Odisha	OR12	Baripada/Mayurbanj
158	36	Odisha	OR13	Jajpur
159	36	Odisha	OR08	Rourkela
160	36	Odisha	OR15	Kendujhar (Keonjhar)

S. No.	State Code	State	City Code	City
161	36	Odisha	OR16	Puri
162	36	Odisha	OR19	Jeypore (Odisha)
163	36	Odisha	OR20	Balangir
164	36	Odisha	OR21	Baragarh
165	36	Odisha	OR32	Nayagarh
166	36	Odisha	OR26	Rayagada
167	36	Odisha	OR22	Jharsuguda
168	36	Odisha	OR23	Malkangiri
169	36	Odisha	OR18	Kalahandi
170	36	Odisha	OR27	Koraput
171	36	Odisha	OR25	Phulbani
172	36	Odisha	OR12	Mayurbhanj
173	36	Odisha	OR08	Sundergarh
174	37	Puducherry (UT)	PO01	Puducherry
175	38	Punjab	PB12	Chandigarh/ Sahibzada Ajit Singh Nagar
176	38	Punjab	PB01	Amritsar
177	38	Punjab	PB02	Bathinda
178	38	Punjab	PB04	Jalandhar/Phagwara
179	38	Punjab	PB05	Ludhiana
180	38	Punjab	PB07	Pathankot
181	38	Punjab	PB08	Patiala/Fatehgarh Sahib
182	38	Punjab	PB20	Moga
183	39	Rajasthan	RJ01	Ajmer
184	39	Rajasthan	RJ02	Alwar
185	39	Rajasthan	RJ05	Bikaner
186	39	Rajasthan	RJ06	Jaipur
187	39	Rajasthan	RJ07	Jodhpur
188	39	Rajasthan	RJ08	Kota
189	39	Rajasthan	RJ09	Sikar
190	39	Rajasthan	RJ10	Sriganganagar
191	39	Rajasthan	RJ11	Udaipur
192	39	Rajasthan	RJ12	Bhilwara
193	39	Rajasthan	RJ16	Bharatpur
194	39	Rajasthan	RJ17	Dausa
195	39	Rajasthan	RJ23	Hanumangarh
196	40	Sikkim	SM01	Gangtok
197	41	Tamil Nadu	TN01	Chennai
198	41	Tamil Nadu	TN02	Coimbatore
199	41	Tamil Nadu	TN03	Cuddalore
200	41	Tamil Nadu	TN05	Kanchipuram

S. No.	State Code	State	City Code	City
201	41	Tamil Nadu	TN06	Nagercoil (Kanyakumari)
202	41	Tamil Nadu	TN08	Madurai
203	41	Tamil Nadu	TN10	Namakkal
204	41	Tamil Nadu	TN11	Salem
205	41	Tamil Nadu	TN12	Thanjavur
206	41	Tamil Nadu	TN13	Thoothukudi
207	41	Tamil Nadu	TN14	Tiruchirappalli
208	41	Tamil Nadu	TN15	Tirunelveli
209	41	Tamil Nadu	TN18	Vellore
210	41	Tamil Nadu	TN23	Virudhunagar
211	41	Tamil Nadu	TN21	Krishnagiri
212	41	Tamil Nadu	TN22	Tirupur
213	41	Tamil Nadu	TN23	Viluppuram
214	41	Tamil Nadu	TN26	Dharmapuri
215	41	Tamil Nadu	TN27	Dindigul
216	41	Tamil Nadu	TN28	Erode
217	41	Tamil Nadu	TN29	Karur
218	41	Tamil Nadu	TN31	Pudukkottai
219	41	Tamil Nadu	TN32	Ramanathapuram
220	41	Tamil Nadu	TN34	Tiruvallur
221	41	Tamil Nadu	TN35	Tiruvannamalai
222	42	Telangana	TL02	Karimnagar
223	42	Telangana	TL03	Khammam
224	42	Telangana	TL04	Mahabubnagar
225	42	Telangana	TL05	Nalgonda
226	42	Telangana	TL07	Warangal
227	42	Telangana	TL08	Nizamabad
228	42	Telangana	TL11	Siddipet
229	42	Telangana	TL17	Kothagudem
230	42	Telangana	TL01	Hyderabad
231	43	Tripura	TA01	Agartala
232	44	Uttar Pradesh	UP01	Agra
233	44	Uttar Pradesh	UP02	Aligarh
234	44	Uttar Pradesh	UP03	Prayagraj
235	44	Uttar Pradesh	UP04	Bareilly
236	44	Uttar Pradesh	UP07	Ghaziabad
237	44	Uttar Pradesh	UP08	Gorakhpur
238	44	Uttar Pradesh	UP09	Noida/Greater Noida
239	44	Uttar Pradesh	UP10	Jhansi
240	44	Uttar Pradesh	UP11	Kanpur
241	44	Uttar Pradesh	UP12	Lucknow

S. No.	State Code	State	City Code	City
242	44	Uttar Pradesh	UP13	Mathura
243	44	Uttar Pradesh	UP14	Meerut
244	44	Uttar Pradesh	UP15	Moradabad
245	44	Uttar Pradesh	UP16	Muzaffarnagar
246	44	Uttar Pradesh	UP18	Varanasi
247	44	Uttar Pradesh	UP19	Azamgarh
248	44	Uttar Pradesh	UP20	Ballia
249	44	Uttar Pradesh	UP06	Ayodhya
250	44	Uttar Pradesh	UP22	Firozabad
251	44	Uttar Pradesh	UP23	Ghazipur
252	44	Uttar Pradesh	UP29	Bulandshahr
253	44	Uttar Pradesh	UP35	Mau
254	44	Uttar Pradesh	UP37	Rai Bareilly
255	44	Uttar Pradesh	UP38	Saharanpur
256	44	Uttar Pradesh	UP41	Chandauli
257	44	Uttar Pradesh	UP43	Pratapgarh
258	45	Uttarakhand	UK01	Dehradun
259	45	Uttarakhand	UK02	Haldwani
260	45	Uttarakhand	UK06	Roorkee
261	45	Uttarakhand	UK08	Pauri Garhwal
262	45	Uttarakhand	UK09	Almora
263	46	West Bengal	WB02	Burdwan (Bardhaman)
264	46	West Bengal	WB04	Durgapur
265	46	West Bengal	WB06	Hooghly
266	46	West Bengal	WB07	Howrah
267	46	West Bengal	WB08	Kalyani
268	46	West Bengal	WB10	Kolkata
269	46	West Bengal	WB11	Siliguri
270	46	West Bengal	WB13	Paschim Medinipur
271	46	West Bengal	WB14	Purba Medinipur
272	46	West Bengal	WB16	Bankura
273	46	West Bengal	WB22	Suri
274	46	West Bengal	WB01	Asansol

(Disclaimer: NTA has reserves the right to change the centre and city at any time, subject to availability.)

Annexure – IV

List of Subjects at Post Graduation level and their codes

Subjects of Post Graduation	Code	Subjects of Post Graduation	Code
Economics	801	Law	851
Political Science	802	Library and Information Science	852
Philosophy	803	Buddhist	853
Psychology	804	Comparative Study of Religions	854
Sociology	805	Mass Communication and Journalism	855
History	806	Performing Arts – Dance/ Drama/ Theatre	856
Anthropology	807	Museology & Conservation	857
Commerce	808	Archaeology	858
Education	809	Criminology	859
Social Work	810	Tribal and Regional Language/ Literature	860
Defence and Strategic Studies	811	Folk Literature	861
Home Science	812	Comparative Literature	862
Public Administration	813	Sanskrit Traditional Subjects	863
Population Studies	814	Jyotisha	864
Music	815	SidhantaJyotisha	865
Management	816	NavyaVyakarna	866
Maithili	817	Vyakarna	867
Bengali	818	Mimamsa	868
Hindi	819	NavyaNyaya	869
Kannada	820	Sankhya Yoga	870
Malayalam	821	TulanatmakaDarsana	871
Oriya	822	Shukla Yojurveda	872
Sculpture	823	Madhv Vedanta	873
Sanskrit	824	Dharma Sastra	874
Tamil	825	Sahitya	875
Telugu	826	Puranaitihasa	876
Urdu	827	Agama	877
Arabic	828	Women Studies	878
English	829	Visual Art	879
Linguistics	830	Drawing & Painting	880
Chinese	831	Computer Science and Applications	881
Dogri	832	Konkani	882
Nepali	833	Kashmiri	883
Manipuri	834	Pali	884
Assamese	835	Forensic Science	885
Gujarati	836	Social Medicine & Community Health	886
Marathi	837	Geography	887
French	838	History of Art	888
Spanish	839	Applied Art	889
Russian	840	Graphics	890
Persian	841	Electronic Science	891
Rajasthani	842	Environmental Sciences	892
German	843	International and Area Studies	893
Japanese	844	Prakrit	894
Adult Education/ Continuing Education	845	Human Rights and Duties	895
Andragogy / Non Formal Education	846	Tourism Administration and Management	896
Physical Education	847	Punjabi	897
Arab Culture and Islamic Studies	848	Advaita Vedanta	898
Indian Culture	849	Bodo	899
Labour Welfare/ Personnel Management/ Industrial Relations/ Labour and Social Welfare/ Human Resource Management	850	Santali	900

Annexure – V

List of Post-Graduation Courses and their Codes

Post Graduation Courses	Code
Master of Ayurvedacharya (Ayurvedacharya)	01
Master of Acharya (Acharya)	02
Master of Law (LLM)	03
Master of Architecture (M. Arch.)	04
Master of Commerce (M.Com)	05
Master of Dance (M. Dance)	06
Master of Education (M.Ed.)	07
Master of Library Science (M. Lib. Sc.)	08
Master of Literature (M.Litt.)	09
Master of Music (M.Mus)	10
Master of Pharmacy (M.Pharm.)	11
Master of Business Administration (MBA)	12
Master of Computer Applications (MCA)	13
Master of Financial Management (M.F.M.)	14
Master of Human Resource Development (M.H.R.D.)	15
Master of International Business (M.LB)	16
Master of Marketing Management (M. Mkt. M.)	17
Master of Optometry (M. Optom.)	18
Master of Hospital Administration (MHA)	19
Master of Journalism and Mass Communication (MJMC)	20
Master of Mass Communication (MMC)	21
Master of Occupational Therapy (MOT)	22
Master of Public Health (MPH)	23
Master of Social Work (MSW)	24
Master of Planning (M. Plan)	25
Master of Science (M.Sc.)	26
Master of Statistics (M. Stat.)	27
Master of Technology (M.Tech.)	28
Master of Veterinary Science (M.V.Sc.)	29
Master of Arts (MA)	30
Master of Foreign Trade (M.E.T.)	31
Master of Physical Education (M.P.Ed.)	32
Master of Tourism Management (MTM)	33
Master of Physical Education and Sports Sciences (MPES)	34
CA/CS/ ICWA	35
Other	36

Annexure – VI

(Ministry of Social Justice & Empowerment, Govt. of India Office memorandum No F. No. 34-02/ 2015- DD-III dated 29 August 2018)

Certificate regarding physical limitation in an Examinee to Write

This to certify that, I have examined Mr./ Ms./ Mrs._____ (Name of the candidate with disability), a person with _____ (nature and percentage of disability as mentioned in the certificate of disability), S/ o/ D/ o _____ a resident of _ (Village/ District/ State) and to state that he/ she has physical limitation which hampers his/her writing capabilities owing to his/ her disability.

Signature

Chief Medical Officer/ Civil Surgeon/ Medical Superintendent of a Government health care institution

Name & Designation.
Name of Government Hospital/Health Care Centre with Seal

Place:

Date:

Note: - Certificate should be given by a specialist of the relevant stream/ disability (e.g. Visual impairment – Ophthalmologist, Locomotor disability – Orthopedic specialist/ PMR).

Annexure – VII

Letter of Undertaking for Using Own Scribe

I _____ , a candidate with _____ (name of the disability) appearing for the _____ (name of the examination) bearing Roll No. _____ at _____ (name of the centre) in the District _____ , _____ (name of the State). My qualification is _____.

I do hereby state that _____(name of the scribe) will provide the service of scribe/reader/lab assistant for the undersigned for taking the aforesaid examination.

I do hereby undertake that his/her qualification is _____. In case, subsequently it is found that his/her qualification is not as declared by the undersigned and is beyond my qualification, I shall forfeit my right to the post and claims relating thereto.

(Signature of the candidate with Disability)

Place:

Date:

Annexure - VIII

(Ministry of Social Justice & Empowerment, Govt. of India F. No. 29-6/2019-DD-III dated 10 August 2022)

Certificate for person with specified disability covered under the definition of Section 2 (s) of the RPwD Act, 2016 but not covered under the definition of Section 2(r) of the said Act, i.e. persons having less than 40% disability and having difficulty in writing.

1. This is to certify that, we have examined Mr/Ms/Mrs ……..…. (Name of the candidate), S/o ……, a resident of …….. (Vill/PO/ PS/ District/ State), aged ……..……. years, a person with …….(nature of disability/condition), and to state that he/ she has limitation which hampers his/her writing capability owing to his/her above condition. He/she requires support of scribe for writing the examination.

2. The above candidate uses aids and assistive device such as prosthetics & orthotics, hearing aid (name to be specified) which is /are essential for the candidate to appear at the examination with the assistance of scribe.

3. This certificate is issued only for the purpose of appearing in written examinations conducted by recruitment agencies as well as academic institutions and is valid up to ..... (it is valid for maximum period of six months or less as may be certified by the medical authority).

Signature of medical authority

(Signature & Name)	(Signature & Name)	(Signature & Name)	(Signature & Name)	(Signature & Name)
Orthopaedic / PMR specialist	Clinical Psychologist/ Rehabilitation Psychologist/Psychiatrist / Special Educator	Neurologist (if available)	Occupational therapist (if available)	Other Expert, as nominated by the Chairperson (if any)
(Signature & Name)				
Chief Medical Officer/Civil Surgeon/Chief District Medical Officer……..…Chairperson				

Name of Government Hospital/Health _____

Care Centre with Seal _____

Place: _____

Date: _____

Annexure – IX

Procedure for Appearing in Computer Based Test (CBT)

(a) A computer terminal (node) indicated Roll Number will be allocated to each candidate. Candidates should find and sit on their allocated computers only. Any candidate found to have changed room/hall or the computer on their own rather than the one allotted would be liable to cancellation of candidature and no plea in this regard would be entertained.

(b) The computer terminal allotted to the candidate will display a Welcome login screen, Candidate's photograph and subject opted by the candidate. For login, the candidate will have to enter **login-ID and password**.

(c) After logging in, the candidate shall be able to see the detailed instructions for the examination. Candidates are advised to go through the instructions carefully regarding the type of questions and Marking Scheme. At the designated time of the start of the examination, the candidates will be able to proceed and see the questions on the computer screen.

The keyboard attached to the computer, if any, will be disabled during the entire duration of the examination. Depending on the type of question, the answers to questions can either be entered by clicking on the virtual on-screen keyboard (numeric or otherwise) using the computer mouse or by clicking the chosen option(s) using the computer mouse.

Candidates will have the option to change/modify answers already entered anytime during the entire duration of the examination.

In case the computer/mouse allotted to any candidate malfunctions anytime during the test, the candidate will be immediately allotted to another computer system and the time lost due to this will be adjusted in the server so as to give the candidate the full allotted time.

(d) The on-screen computer clock counter of every candidate will be set at the server. The countdown timer in the top right side of computer screen will display the time remaining (in minutes) available for the candidate to complete the examination. When the timer reaches zero, the examination will end by itself. Candidate will not be required to end or submit the examination.

(e) The Question Palette displayed on the right side of screen will show the status of each question using one of the following text/color codes/symbols.

1 You have not visited the question yet.

2 You have not answered the question.

3 You have answered the question.

4 You have NOT answered the question but have marked the question for review.

5 The question(s) "answered and marked for Review" will be considered for evaluation.

The question(s) "Answered and Marked for Review" status for a question indicates that candidate would like to have a relook at that question again. A candidate has the option of

answering a question and simultaneously placing it under "Marked for Review", these answers will be considered for evaluation. However, if a candidate has simply put "Marked for Review" for a question without answering it, the corresponding question 'Marked for Review' without an answer will not be considered for evaluation. It may be noted that a candidate can return to any "Marked for Review" question any time during the examination by clicking on the corresponding question number icon displayed on the Question Palette of the corresponding section.

(f) Candidate can click on an arrow/symbol which appears to the left of question palette to collapse the question palette thereby maximizing the question viewing window. To view the question palette again, candidate can click on arrow/symbol which appears on the right side of question window.

(g) Candidate can click to navigate to the bottom and to navigate to the top of the question area, without scrolling. Using the computer mouse the candidate can scroll up and down the question viewing area for viewing the entire question.

(h) Blank Sheets for doing rough work/calculations shall be provided to the candidates. The Blanks Sheets would have a Header page for the candidates to write down his/her Name and Roll Number. All calculations/writing work are to be done only in the Blank Sheets provided at the Centre in the Examination Room/Hall and on completion of the test, candidates must hand over the rough sheets to the invigilator on duty in the Room/Hall.

(i) Navigating to a Question

To navigate between questions within a Paper, candidate needs to do the following:

(i) Click on the question number in the Question Palette at the right of the screen to go to that numbered question directly. Note that using this option does NOT save the answer to the currently displayed question.

(ii) Click on "Save & Next" to save the answer to any question. Clicking on "Save & Next" will save the answer for the current question and the next question will be displayed on the candidate's computer screen.

(iii) Click on "Mark for Review & Next" to mark a question for review (without answering it) and proceed to the next question.

(j) Answering a Question

To navigate between questions within a Paper, candidate needs to do the following:

(i) Procedure for answering a multiple-choice type of question:

a. To select the option(s), click on the corresponding button(s) of the option(s).

b. To deselect the chosen answer, click on the button of the chosen option again or click on the "Clear Response" button.

c. To save the answer, the candidate MUST click on the "Save & Next" button.

d. To mark the question for review (without answering it), click on the "Mark for Review & Next" button.

(ii) Navigating through sections:

a. Sections on the question paper are displayed on the top bar of the screen. Questions in a section can be viewed by clicking on the section name. The section in which the candidate is currently viewing will be highlighted.

b. After clicking the "Save & Next" button on the last question for a section, candidate will automatically be taken to the first question of the next section.

c. Candidate can shuffle between sections and questions within sections any time during the examination as per the convenience only during the time stipulated.

d. Candidate can view the corresponding section summary as part of the legend that appears in every section above the question palette.

(iii) Procedure for answering questions that require inputs from on-screen virtual keyboard (numeric or otherwise):

a. Candidate will have to use the on-screen virtual keyboard (that would be displayed just below the question statement of these types of questions) and the attached computer mouse to enter his/her answer in the space provided for answer.

b. The answer can be changed, if required, anytime during the test. To save the answer, the candidate MUST click on the "Save & Next "button.

c. To mark the question for review (without answering it), click on the "Mark for Review & Next" button.

The candidate will have the option to change previously saved answers to any question, anytime during the entire duration of the test. To change the answer to a question that has already been answered, first select the corresponding question from the Question Palette, then click on "Clear Response" to clear the previously entered answer and subsequently follow the procedure for answering that type of question.

(iv) Rough Work:

All calculations/writing work is to be done only in the rough sheet provided at the Centre in the examination Room/Hall and on completion of the test candidates must hand over the rough sheets to the invigilator on duty in the Room/Hall.

Annexure – X

National Testing Agency (NTA)
Procedure to be adopted for compilation of NTA scores for Multi Session Papers (Normalization procedure based on Percentile Score)

NTA may conduct examinations on multiple dates, generally in two sessions per day. The candidates will be given different sets of questions per session, and it is quite possible that in spite of all efforts of maintaining equivalence among various question papers, the difficulty level of these question papers administered in different sessions may not be exactly the same. Some of the candidates may end up attempting a relatively tougher set of questions when compared to other sets. The candidates who attempt the comparatively tougher Examination are likely to get lower marks as compared to those who attempt the easier one. In order to overcome such a situation, **"Normalization procedure based on Percentile Score"** will be used for ensuring that candidates are neither benefitted nor disadvantaged due to the difficulty level of the examination. With the objective of ensuring that a candidate's true merit is identified, and that a level playing field is created in the above context, the Normalization Procedure, set out below shall be adopted, for compiling the NTA scores for multi session papers.

The process of Normalization is an established practice for comparing candidate scores across multi session papers and is similar to those being adopted in other large educational selection tests conducted in India. For normalization across sections, NTA shall use the percentile equivalence.

Percentile Scores: Percentile scores are scores based on the relative performance of all those who appear for the examination. Basically, the marks obtained are transformed into a scale ranging from 100 to 0 for each session of examinees.

The Percentile Score indicates the percentage of candidates that have scored EQUAL TO OR BELOW (same or lower raw scores) that particular Percentile in that examination. Therefore, the topper (highest score) of each session will get the same Percentile of 100 which is desirable. The marks obtained in between the highest and lowest scores are also converted to appropriate Percentiles.

The Percentile score will be the Normalized Score for the Examination (instead of the raw marks of the candidate) and shall be used for preparation of the merit lists**.**

The Percentile Scores will be calculated up to 7 decimal places to avoid bunching effect and reduce ties.

The Percentile score of a Candidate is calculated as follows:

$$\frac{\text{100 X Number of candidates appeared in the 'Session' with raw score EQUAL TO OR LESS than the candidate.}}{\text{Total number of the candidates appeared in the 'Session'}}$$

Note: The Percentile of the Total shall **NOT be** an aggregate or average of the Percentile of individual subject.

Percentile score is not the same as percentage of marks obtained.

Example: Suppose a test was held in 4 sessions of examinees as per details given below:- (Allocation of Days and shifts were done randomly)

(a) Distribution of candidates were as follows:
Session-1: Day-1 Shift-1, **Session-2:** Day-1 Shift-2, **Session-3:** Day-2 Shift-1 and **Session-4:** Day-2 Shift-2

Session	Day/Shift	No of Candidates			Marks	
		Absent	Appeared	Total	Highest	Lowest
Session – 1	Day – 1, Shift – 1	3974	28012	31986	335	-39
Session – 2	Day – 1, Shift – 2	6189	32541	38730	346	-38
Session – 3	Day – 2, Shift – 1	6036	41326	47362	331	-49
Session – 4	Day – 2, Shift – 2	9074	40603	49677	332	-44
Total (Session – 1 to Session – 4)		25273	142482	167755	346	-49

In this method of scoring the HIGHEST RAW SCORE in each paper (irrespective of the raw scores) will be the 100 Percentile indicating that 100% of candidates have scores equal to or lesser than the highest scorer/ topper for that session.

Highest Raw Score and Percentile Score: All the highest raw scores will have normalized Percentile Score of 100 for their respective session.

Session	Total Candidates Appeared	Highest Raw Score	Candidates who scored EQUAL OR LESS THAN Highest Raw Score	Percentile Score	Remarks
Session-1	28012	335	28012	100.0000000 [(28012/28012) *100]	i.e. **all the highest raw scores** would be **normalized** to 100 Percentile Score for their respective session.
Session -2	32541	346	32541	100.0000000 [(32541/32541) *100]	
Session -3	41326	331	41326	100.0000000 [(41326/41326) *100]	
Session -4	40603	332	40603	100.0000000 [(40603/40603) *100]	

Lowest Raw Score and Percentile Score: Percentile Score of all the lowest raw scores will depend on the total number of candidates who have taken the Examination for their respective session.

Session	Total Candidates Appeared	Lowest Raw Score	Candidates who scored EQUAL OR LESS THAN Lowest Raw Score	Percentile Score	Remarks
Session -1	28012	-39	1	0.0035699 [(1/28012) *100]	i.e. Percentile Score of **all the lowest raw scores are different** i.e. Percentile Score depend on the total number of candidates who have taken the Examination for their respective session.
Session -2	32541	-38	1	0.0030730 [(1/32541) *100]	
Session -3	41326	-49	1	0.0024198 [(1/41326) *100]	
Session -4	40603	-44	1	0.0024629 [(1/40603) *100]	

The following is a further explanation of the interpretation of the raw scores and Percentile Score in Session-3 (Day-2 and Shift-1) with 41326 candidates who have taken the examination.

Candidate	Percentile Score	No of Candidates	Raw Score	Remark
A	**100.0000000** [(41326/41326) *100]	1	331	Indicates that amongst those appeared, 100% have scored either EQUAL TO OR LESS THAN the candidate A **(331 raw score)**.
				It also indicates that no candidate has scored more than the candidate A **(331 raw score)**.
B	**90.1224411** [(37244/41326) *100]	77	121	Indicates that amongst those appeared, 90.1224411% have scored either EQUAL TO OR LESS THAN the candidate B **(121 raw score)**.
				It also indicates that remaining candidates have scored more than candidate B **(121 raw score)**.
C	**50.4549194** [(20851/41326) *100]	381	41	Indicates that amongst those appeared, 50.4549194% have scored either EQUAL TO OR LESS THAN the candidate C **(41 raw score)**.
				It also indicates that remaining those appeared have scored more than candidate C **(41 raw score)**.
D	**31.7040120** [(13102/41326) *100]	789	25	Indicates that amongst those appeared, 31.7040120% have scored either EQUAL TO OR LESS THAN the candidate D **(25 raw score)**
				It also indicates that remaining candidates have scored more than candidate D **(25 raw score)**.
E	**1.1034216** [(456/41326) *100]	100	-15	Indicates that amongst those appeared, 1.1034216% have scored either EQUAL TO OR LESS THAN the candidate E **(-15 raw score)**
				It also indicates that remaining candidates have scored more than candidate E **(-15 raw score)**

STEP-BY-STEP PROCEDURE FOR NORMALIZATION AND PREPARATION OF RESULT:

Step-1: Distribution of Examinees in two shifts:

Candidates have to be distributed into two sessions randomly so that each session has approximately equal number of candidates. These two sessions would be as follows:

Session-1: Day-1 Shift-1, Session**-2:** Day-1 Shift-2

In the event of more number of days or less number of shifts, the candidates will be divided accordingly. This will ensure that there is no bias in the distribution of candidates who shall take the examination. Further, with a large population of examinees spread over the entire country the possibility of such bias becomes remote.

Step-2: Preparation of Results for each Session:

The Examination results for **each session** would be prepared in the form of

- Raw Scores
- Percentiles Scores of Total raw scores.

The Percentiles would be calculated for each candidate in the Session as follows: Let TP1 be the Percentile Scores of Total Raw Score of that candidate.

$$\text{Total Percentile (TP1):} \quad 100 \times \frac{\text{No. of candidates appeared from the session with raw score EQUAL TO OR LESS than T1 score}}{\text{Total No. of candidates appeared in the session}}$$

Step-3: Compilation of NTA score and Preparation of Result:

The Percentile scores for the Total Raw Score for all the sessions **(Session-1:** Day – 1 Shift – 1, **Session-2:** Day – 1 Shift – 2) **as calculated in Step-2 above would be merged and shall be called the NTA scores which will then be used for compilation of result and further processing for**

deciding the allocation.

In the events of the percentiles for the multi-shifts being dissimilar / unequal, the lowest will be the eligibility cut-off for that category for all candidates (i.e. all shifts).

For Example: In the Examination held in two shifts, if the 40% marks correspond to a Percentile score of 78 in Shift 1 and 79 in Shift 2, then all those equal to or above 78 percentiles (Percentile score of 100 to 78) in both shifts will become eligible in General Category. Similar method will be adopted for the other categories to determine eligibility cut-offs. In case the Examination is held in more number of shifts the same principle shall apply.

Annexure – XI

Procedure to be adopted for compilation of NTA scores for multi-session Papers
(Normalization procedure based on Percentile and Equi percentile method**)**

Need for Normalization

For several subjects, the UGC-NET December 2026 may be conducted in different shifts. Since the question papers for any subject in different shifts are different and it is quite possible that despite all the best possible efforts of maintaining equivalence among various question papers, the difficulty level of these question papers administered in different sessions may not be the same or similar. Some of the candidates might have ended up attempting a relatively tougher set of questions when compared to other sets. The candidates who attempted the comparatively tougher examination are likely to get lower marks as compared to those who attempted the easier one; the scores of the students across shifts are not directly comparable. There is a need for normalizing the marks across shifts to make them amenable to such comparisons.

A Committee headed by a Senior Professor from the Indian Statistical Institution Delhi and comprising of Senior Professors from the Indian Institute of Technology Delhi and the University of Delhi had detailed deliberations to arrive at the methodology.

As per Information Bulletin of UGC-NET December 2026 the raw score of each candidate in each subject will be normalized using the Equi-percentile method. This is done separately for each subject for which the examination is held in multiple shifts.

For each subject for which the examination is held in multiple shifts, the raw score for each candidate appearing for the subject will be converted into NTA Score (Percentile Score & Normalized Score) in the following three steps.

Step 1: Convert Raw Scores into Percentile Scores.

The percentiles are calculated separately for each shift.

Record the number of candidates who have appeared in a shift. Denote this number by N.

Sort all the candidates in one shift in decreasing order of their marks.

Note the *raw marks* for each candidate. Suppose this is denoted by T. Count the number of candidates in that shift whose raw scores are less than *or equal to* T. Denote this number by m.

The percentile score for this candidate is then calculated as:

$$\mathbf{P} = \frac{m}{N} * 100$$

Illustration:

Suppose that the examination in a certain subject is held in two different shifts, $S1$ and $S2$, say. Consider six candidates A, B, C, D, E, and F out of which A, B, *and* C are from shift $S1$ and the other three are from shift $S2$.

Let the raw marks of the six candidates be x_A, x_B, x_C (shift $S1$ marks) and y_D, , y_F (shift $S2$ marks).

For candidates *A, B, and C*, the percentiles are calculated using the total marks obtained by candidates appearing in shift *S*1 (in the same subject) as explained above.

Similarly, for candidates *D, E, and F*, the percentiles are calculated using the total marks obtained by candidates appearing in shift *S*2 (in the same subject) as explained above.

Let the respective percentiles be denoted by $P_A, P_B, P_C, P_D, P_E, and\ P_F$.

The above data is summarized in the following table. The terms in red colour indicate that these are the output of this step.

Shift S1			Shift S2		
Candidate	Raw score	Percentile	Candidate	Raw score	Percentile
A	X_A	P_A	D	Y_D	P_D
B	X_B	P_B	E	Y_E	P_E
C	X_C	P_C	F	Y_F	P_F

Since the calculation for percentiles in any shift depends only on the data from that shift alone, there is a separate table for each shift.

Step 2: Pull the percentiles to the marks scale for each session to get a Normalized Score.

The data across all sessions tabulated at the end of *step 1* is collated into a single table. The columns for the shift-wise raw score should be kept separate. All the records are then sorted in decreasing order of the percentiles.

Illustration (Continued):

In the illustrative example given above, suppose that the percentiles of the six candidates satisfy

$P_E > P_A > P_C = P_F > P_B > P_D$

Then the collated table would look as given below:

Candidate	Percentile	Rawscore*S*1	RawScore*S*2
E	PE	–	Y_D
A	PA	X_A	–
C&F	PC=PF	X_B	Y_E
B	PB	X_C	–
D	PD	–	Y_F

Candidate *C* from shift *S1* and candidate *F* from shift *S*2 have the same percentile. The relevant entries under "*Raw Score S1*" and "*Raw Score S2*" are the actual raw scores x_C and

y_F respectively. This has the obvious interpretation that marks x_C of shift *S1* are equivalent to marks y_F of shift *S*2.

Candidates *A* and *B*, appearing in shift *S1*, have a blank entry in column "*Raw Score S2*", as there is no corresponding candidate having exactly the same percentile from shift *S*2. Similarly, Candidates D and E, appearing in shift*S*2, have a blank entry in column "*Raw Score S1*", as there is no corresponding candidate having exactly the same percentile from shift *S1*.

- In the remaining part of this *Step 2*, the blank entries in the two "*Raw Score*" columns are filled up using linear interpolation.
- Consider a record (row) whose entry in the column "*Raw Score S1*" is blank. The blank will be replaced by the interpolated score X which is calculated as:

$$X = x_1 + \frac{x_2 - x_1}{p_2 - p_1}(P - p_1)$$

Where:

P is the corresponding entry in the "*Percentile*" column

$x1$ is the first *non-blank* entry BELOW X. i.e., $x1<X$ and there is no other non-blank entry in the column between $x1$ and X.

$x2$ is the first *non-blank* entry *ABOVE X. i.e.*, $x2> X$ and there is no other non-blank entry in the column between $x2$ and X.

$p1$ is the entry in the "*Percentile*" column corresponding to $x1$ from the column "*Raw Score S1*". $p2$ is the entry in the "*Percentile*" column corresponding to $x2$ from the column "*Raw Score S1*". Note that there may be several blank entries between $x1$ and $x2$.

All the blank entries in column "*Raw Score S1*" can now be replaced by the interpolated values. The blank entries in column "*Raw Score S2*" are also replaced using a similar procedure.

Illustration (Continued):

The table in the illustrative example would look like the following, where the entries in red indicate the additional output at the end of this step.

Candidate	Percentile	Raw Score $S1$	Raw Score $S2$
E	P_E	X_E	y_E
A	P_A	X_A	Y_A
C&F	$P_C=P_F$	X_C	y_F
B	P_B	X_B	Y_B
D	P_D	X_D	y_D

Step3: Calculation of the Normalized Score

Now for each subject, *there is a score assigned to each percentile value for each session*. The ***Normalized score, Z,*** corresponding to a percentile value P, is calculated as:

$$Z = \text{Average of } (u_A, u_B, u_C, \ldots\ldots\ldots u_t) = \frac{u_A + u_B + u_C + \ldots\ldots + u_t}{t}$$

Where u_A, u_B, … … u_t denote the raw scores corresponding to the percentile P in each of the different sessions.

Illustration (Continued):

The **final** table in the *illustrative example* would be as follows:

Candidate	Percentile	Raw Score$S1$	Raw Score$S2$	Normalized Score
E	PE	XE	yE	$(XE + y_E)/2$
A	PA	X_A	YA	$(x_A + YA)/2$
C&F	$PC=PF$	X_C	yF	$(x_C + y_F)/2$
B	PB	X_B	YB	$(x_B + YB)/2$
D	PD	XD	yD	$(XD + y_D)/2$

Step-by-Step Procedure for Converting from Raw Score to Normalized Score: -

Example: Suppose a test was held in 4 phases of examinees as per detailsgiven below: (Allocation of Days and shifts were done randomly)

Session	Day	Shift	No of Candidates			Raw Score	
			Absent	Appeared	Total	Highest	Lowest
Session-1	Day-1	Shift-1	3974	28012	31986	200	-40
Session-2	Day-1	Shift-2	6189	32541	38730	194	-36
Session-3	Day-2	Shift-1	6036	41326	47362	188	-36
Session-4	Day-2	Shift-2	9074	40603	49677	200	-40
Total (Session-1 to Session-4)			25273	142482	167755	200	-40

Highest Raw Score and Percentile Score: -

Session	Total Candidates Appeared	Highest Raw Score	Candidates who scored Equal or Less Than Highest Raw Score	Percentile Score	Remarks
Session-1	28012	200	28012	100.0000000 [(28012/28012) *100]	i.e., All the highest raw scores would be normalized to 100 Percentile Score for their respective session.
Session-2	32541	194	32541	100.0000000 [(32541/32541) *100]	
Session-3	41326	188	41326	100.0000000 [(41326/41326) *100]	
Session-4	40603	200	40603	100.0000000 [(40603/40603) *100]	

Lowest Score and Percentile Score: -

Session	Total Candidates Appeared	Lowest Raw Score	Candidates Who Scored Equal or Less Than Highest Raw Score	Percentile Score	Remarks
Session-1	28012	-40	1	0.0035699 [(1/28012) *100]	i.e., the Percentile Score of all the lowest raw scores are different i.e., Percentile Score depends on the total number of candidates who have taken the examination for their respective session.
Session-2	32541	-36	1	0.0030730 [(1/32541) *100]	
Session-3	41326	-36	1	0.0024198 [(1/41326) *100]	
Session-4	40603	-40	1	0.0024629 [(1/40603) *100]	

Step1: Convert Raw Score into Percentile Score

The percentile score for this candidate is then calculated as:

Candidate	Raw Score S1	Percentile Score
A20020720	200	100
A20411664	192	99.969144
A20018569	190	99.831255
A20339879	184	99.732901
A20074407	180	99.432054
A20751862	88	88.654575
A20922992	48	74.137715
A21004667	40	69.290405
A21141123	22	52.135343
A25465232	8	30.675846
A26545946	6	27.584445
A25656543	2	24.886459
A26625216	1	22.351432
A26174451	0	19.997686
A25463225	-1	15.23523
A26598636	-6	11.104361
A26596462	-40	0.053034

Candidate	Raw Score S2	Percentile Score
B20123935	194	100
B20012622	192	99.9990405
B20656224	100	96.9671093
B20410215	42	69.2904047
B20236444	26	67.7672549
B20128586	14	46.3751151
B20001667	4	27.0887703
B20042147	2	23.9100399
B20051256	0	12.225608
B20481968	-2	11.6211621
B20091701	-12	10.4982563
B20549576	-14	10.3947421
B20098269	-30	10.2430506
B20071356	-36	0.053034

Candidate	Raw Score S3	Percentile Score
C20150694	188	100
C20087997	186	99.969144
C20121991	184	99.831255
C20058572	180	99.732901
C20060310	172	99.432054
C20008597	56	78.338974
C20430859	36	69.00182
C20518247	20	52.135343
C20045510	14	38.091932
C20860609	9	30.675846
C20861476	5	27.584445
C20512680	3	24.886459
C20069270	2	22.351432
C20355550	0	12.188701
C20549576	-3	11.23523
C26598636	-22	0.0539983
C26596462	-36	0.053034

Candidate	Raw Score S4	Percentile Score
D20479616	200	100
D20040337	194	99.9990405
D20467385	98	88.6545749
D20398094	44	68.9660903
D20428934	40	49.5097099
D20032939	32	46.3751151
D20690279	30	27.0887703
D20840699	28	23.9100399
D20084751	26	20.8800276
D21237483	24	12.1887008
D21077463	1	11.5349248
D20348188	-2	11.0243302
D25463225	-40	0.053034

Step 2: Pull Back the percentiles to the scale of the marks for each session to get Normalized marks.

Candidate	Percentile Score	Raw Score S1	Raw Score S2	Raw Score S3	Raw Score S4
A20020720=B20123935=C20150694=D20479616	100	200	194	188	200
B20012622=D20040337	99.99904053	-	192	-	194
A20411664=C20087997	99.9691438	192	-	186	-
A20018569=C20121991	99.8312554	190	-	184	-
A20339879=C20058572	99.7329013	184	-	180	-
A20074407=C20060310	99.4320538	180	-	172	-
B20656224	96.9671093	-	100	-	-
A20751862=D20467385	88.6545749	88	-	-	98
C20008597	78.3389742	-	-	56	-
A20922992	74.1377149	48	-	-	-
A21004667=B20410215	69.2904047	40	42	-	
C20430859	69.0018201	-	-	36	-
D20398094	68.9660903	-	-	-	44
B20236444	67.7672549	-	26	-	-
A21141123=C20518247	52.1353428	22	-	20	-
D20428934	49.50970986	-	-	-	40
B20128586=D20032939	46.37511514	-	14	-	32
C20045510	38.0919321	-	-	14	-
A25465232=C20860609	30.6758464	8	-	9	-
A26545946=C20861476	27.5844446	6	-	5	-
B20001667=D20690279	27.08877034	-	4	-	30
A25656543=C20512680	24.886459	2	-	3	-
B20042147=D20840699	23.91003991	-	2	-	28
A26625216=C20069270	22.3514324	1	-	2	-
D20084751	20.88002763	-	-	-	26
A26174451	19.9976858	0	-	-	-
A25463225	15.23523	-1	-	-	-
B20051256	12.225608	-	0	-	-
C20355550=D21237483	12.1887008	-	-	0	24
B20481968	11.62116211	-	-2	-	-
D21077463	11.53492478	-	-	-	1
C20549576	11.23523	-	-	-3	-
A26598636	11.1043613	-6	-	-	-
D20348188	11.0243302	-	-	-	-2
B20091701	10.49825625	-	-12	-	-
B20549576	10.39474209	-	-14	-	-
B20098269	10.2430506	-	-30	-	-
C26598636	0.0539983	-	-	-22	-
A26596462=B20071356=C26596462=D25463225	0.053034	40	-36	-36	-40

In the remaining part of Step 2, the blank entries in the Raw Score Columnsare filled up.

Candidate	Percentile Score	Raw Score S1	Raw Score S2	Raw Score S3	Raw Score S4
A20020720=B20123935=C20150694=D20479616	100	200	194	188	200
B20012622=D20040337	99.9990405	199.7512409	192	187.93781	194
A20411664=C20087997	99.9691438	192	171.96504	186	171.96504
A20018569=C20121991	99.8312554	190	167.63275	184	167.63275
A20339879=C20058572	99.7329013	184	164.54257	180	164.54257
A20074407=C20060310	99.4320538	180	155.09028	172	155.09028
B20656224	96.9671093	158.958447	100	158.4442	101.91063
A20751862=D20467385	88.6545749	88	82.580043	112.72997	98
C20008597	78.3389742	56.7810489	60.96241	56	69.707196
A20922992	74.1377149	48	52.158146	47.207694	58.184318
A21004667=B20410215	69.2904047	40	42	36.629757	44.889504
C20430859	69.0018201	39.6972017	38.968549	36	44.097997
D20398094	68.9660903	39.6597121	38.593224	35.966106	44
B20236444	67.7672549	38.4018305	26	34.828858	43.753534
A21141123=C20518247	52.1353428	22	17.231221	20	40.539799
D20428934	49.5097099	20.1081761	15.758363	18.878207	40
B20128586=D20032939	46.3751151	17.8496346	14	17.538962	32
C20045510	38.0919321	11.8814266	9.7051566	14	31.141031
A25465232=C20860609	30.6758464	8	5.8599046	9	30.371981
A26545946=C20861476	27.5844446	6	4.2570079	5	30.051402
B20001667=D20690279	27.0887703	5.2651195	4	4.6325597	30
A25656543=C20512680	24.886459	2	2.6143453	3	28.614345
B20042147=D20840699	23.9100399	1.6148289	2	2.6148289	28
A26625216=C20069270	22.3514324	1	1.7332164	2	26.97122
D20084751	20.8800276	0.374867	1.4813591	1.7104312	26
A26174451	19.9976858	0	1.3303305	1.5367886	25.79696
A25463225	15.23523	-1	0.5151508	0.5995493	24.70105
B20051256	12.225608	-4.6428439	0	0.0072632	24.008493
C20355550=D21237483	12.1887008	-4.6875164	-0.122119	0	24
B20481968	11.6211621	-5.3744647	-2	-1.785703	4.0338503
D21077463	11.5349248	-5.4788463	-2.767984	-2.057041	1
C20549576	11.23523	-5.8415966	-5.436905	-3	-0.760858
A26598636	11.1043613	-6	-6.602352	-3.222382	-1.529777
D20348188	11.0243302	-6.24622	-7.315066	-3.358377	-2
B20091701	10.4982563	-7.8647146	-12	-4.252322	-3.822101
B20549576	10.3947421	-8.1831815	-14	-4.428221	-4.180631
B20098269	10.2430506	-8.6498685	-30	-4.685987	-4.706027
C26598636	0.0539983	-39.9970333	-35.99943	-22	-39.99666
A26596462=B20071356=C26596462=D25463225	0.053034	-40	-36	-36	-40

Step 3: Calculation of Normalized Score: Now for each subject there is a score assigned to each percentile value for each session. The Normalized score, Z, corresponding to a percentile value P, is calculated as Z= Average of $(uA, uC, \ldots\ldots\ldots ut) = uA + uB + uC +, \ldots.. + ut/$ t

Where uA, $uC, \ldots\ldots\ldots ut$ denote the raw scores corresponding to the percentile P in each of the different sessions

Candidate	Percentile Score	Raw Score S1	Raw Score S2	Raw Score S3	Raw Score S4	Normalized Marks
A20020720=B20123935=C20150694=D20479616	100	200	194	188	200	195.5
B20012622=D20040337	99.999041	199.7512409	192	187.9378	194	193.4223
A20411664=C20087997	99.969144	192	171.965	186	171.965	180.4825
A20018569=C20121991	99.831255	190	167.6327	184	167.6327	177.3164
A20339879=C20058572	99.732901	184	164.5426	180	164.5426	173.2713
A20074407=C20060310	99.432054	180	155.0903	172	155.0903	165.5451
B20656224	96.967109	158.958447	100	158.4442	101.9106	129.8283
A20751862=D20467385	88.654575	88	82.58004	112.73	98	95.3275
C20008597	78.338974	56.7810489	60.96241	56	69.7072	60.86266
A20922992	74.137715	48	52.15815	47.20769	58.18432	51.38754
A21004667=B20410215	69.290405	40	42	36.62976	44.8895	40.87982
C20430859	69.00182	39.6972017	38.96855	36	44.098	39.69094
D20398094	68.96609	39.6597121	38.59322	35.96611	44	39.55476
B20236444	67.767255	38.4018305	26	34.82886	43.75353	35.74606
A21141123=C20518247	52.135343	22	17.23122	20	40.5398	24.94276
D20428934	49.50971	20.1081761	15.75836	18.87821	40	23.68619
B20128586=D20032939	46.375115	17.8496346	14	17.53896	32	20.34715
C20045510	38.091932	11.8814266	9.705157	14	31.14103	16.6819
A25465232=C20860609	30.675846	8	5.859905	9	30.37198	13.30797
A26545946=C20861476	27.584445	6	4.257008	5	30.0514	11.3271
B20001667=D20690279	27.08877	5.2651195	4	4.63256	30	10.97442
A25656543=C20512680	24.886459	2	2.614345	3	28.61435	9.057173
B20042147=D20840699	23.91004	1.6148289	2	2.614829	28	8.557414
A26625216=C20069270	22.351432	1	1.733216	2	26.97122	7.926109
D20084751	20.880028	0.374867	1.481359	1.710431	26	7.391664
A26174451	19.997686	0	1.330331	1.536789	25.79696	7.16602
A25463225	15.23523	-1	0.515151	0.599549	24.70105	6.203938
B20051256	12.225608	-4.6428439	0	0.007263	24.00849	4.843228
C20355550=D21237483	12.188701	-4.6875164	-0.12212	0	24	4.797591
B20481968	11.621162	-5.3744647	-2	-1.7857	4.03385	-1.28158
D21077463	11.534925	-5.4788463	-2.76798	-2.05704	1	-2.32597
C20549576	11.23523	-5.8415966	-5.43691	-3	-0.76086	-3.75984
A26598636	11.104361	-6	-6.60235	-3.22238	-1.52978	-4.33863
D20348188	11.02433	-6.24622	-7.31507	-3.35838	-2	-4.72992
B20091701	10.498256	-7.8647146	-12	-4.25232	-3.8221	-6.98478
B20549576	10.394742	-8.1831815	-14	-4.42822	-4.18063	-7.69801
B20098269	10.243051	-8.6498685	-30	-4.68599	-4.70603	-12.0105
C26598636	0.0539983	-39.9970333	-35.9994	-22	-39.9967	-34.4983
A26596462=B20071356=C26596462=D25463225	0.053034	-40	-36	-36	-40	-38

The above method is based on the work: "Normalization of marks in multi-session examinations", Abhay G. Bhatt et al, CURRENT SCIENCE, Vol. 118, No. 1, 10 January 2020

Note: *The NTA is planning to do the UGC-NET December 2026 examination in a single shift for each language/subject/General Test, so that the need for Normalization will not exist. However, under unavoidable circumstances, if any subject is conducted in multi-shifts, then normalization will be done. The performance of every candidate will be evaluated using the equi-percentile method wherein normalized marks of each candidate will be calculated using the percentiles of each group of students in a given shift across multiple days for the same subject.*

Annexure – XII

Gazette Notification for PwD Candidate

THE SCHEDULE

[*See* clause (*zc*) of section 2]

SPECIFIED DISABILITY

1. Physical disability.—

A. Locomotor disability (a person's inability to execute distinctive activities associated with movement of self and objects resulting from affliction of musculoskeletal or nervous system or both), including—

(*a*) "leprosy cured person" means a person who has been cured of leprosy but is suffering from—

(*i*) loss of sensation in hands or feet as well as loss of sensation and paresis in the eye and eye-lid but with no manifest deformity;

(*ii*) manifest deformity and paresis but having sufficient mobility in their hands and feet to enable them to engage in normal economic activity;

(*iii*) extreme physical deformity as well as advanced age which prevents him/her from undertaking any gainful occupation, and the expression "leprosy cured" shall construed accordingly;

(*b*) "cerebral palsy" means a Group of non-progressive neurological condition affecting body movements and muscle coordination, caused by damage to one or more specific areas of the brain, usually occurring before, during or shortly after birth;

(*c*) "dwarfism" means a medical or genetic condition resulting in an adult height of 4 feet 10 inches (147 centimeters) or less;

(*d*) "muscular dystrophy" means a group of hereditary genetic muscle disease that weakens the muscles that move the human body and persons with multiple dystrophy have incorrect and missing information in their genes, which prevents them from making the proteins they need for healthy muscles. It is characterised by progressive skeletal muscle weakness, defects in muscle proteins, and the death of muscle cells and tissue;

(*e*) "acid attack victims" means a person disfigured due to violent assaults by throwing of acid or similar corrosive substance.

B. Visual impairment—

(*a*) "blindness" means a condition where a person has any of the following conditions, after best correction—

(*i*) total absence of sight; or

(*ii*) visual acuity less than 3/60 or less than 10/200 (Snellen) in the better eye with best possible correction; or

(*iii*) limitation of the field of vision subtending an angle of less than 10 degree.

(*b*) "low-vision" means a condition where a person has any of the following conditons, namely:—

(*i*) visual acuity not exceeding 6/18 or less than 20/60 upto 3/60 or upto 10/200 (Snellen) in the better eye with best possible corrections; or

(*ii*) limitation of the field of vision subtending an angle of less than 40 degree up to 10 degree.

C. Hearing impairment—

(*a*) "deaf" means persons having 70 DB hearing loss in speech frequencies in both ears;

(*b*) "hard of hearing" means person having 60 DB to 70 DB hearing loss in speech frequencies in both ears;

D. "speech and language disability" means a permanent disability arising out of conditions such as laryngectomy or aphasia affecting one or more components of speech and language due to organic or neurological causes.

2. Intellectual disability, a condition characterised by significant limitation both in intellectual functioning (rasoning, learning, problem solving) and in adaptive behaviour which covers a range of every day, social and practical skills, including—

(*a*) "specific learning disabilities" means a heterogeneous group of conditions wherein there is a deficit in processing language, spoken or written, that may manifest itself as a difficulty to comprehend, speak, read, write, spell, or to do mathematical calculations and includes such conditions as perceptual disabilities, dyslexia, dysgraphia, dyscalculia, dyspraxia and developmental aphasia;

(*b*) "autism spectrum disorder" means a neuro-developmental condition typically appearing in the first three years of life that significantly affects a person's ability to communicate, understand relationships and relate to others, and is frequently associated with unusal or stereotypical rituals or behaviours.

3. Mental behaviour,—

"mental illness" means a substantial disorder of thinking, mood, perception, orientation or memory that grossly impairs judgment, behaviour, capacity to recognise reality or ability to meet the ordinary demands of life, but does not include retardation which is a conditon of arrested or incomplete development of mind of a person, specially characterised by subnormality of intelligence.

4. Disability caused due to—

(*a*) chronic neurological conditions, such as—

(*i*) "multiple sclerosis" means an inflammatory, nervous system disease in which the myelin sheaths around the axons of nerve cells of the brain and spinal cord are damaged, leading to demyelination and affecting the ability of nerve cells in the brain and spinal cord to communicate with each other;

(*ii*) "parkinson's disease" means a progressive disease of the nervous system marked by tremor, muscular rigidity, and slow, imprecise movement, chiefly affecting middle-aged and elderly people associated with degeneration of the basal ganglia of the brain and a deficiency of the neurotransmitter dopamine.

(*b*) Blood disorder—

(*i*) "haemophilia" means an inheritable disease, usually affecting only male but transmitted by women to their male children, characterised by loss or impairment of the normal clotting ability of blood so that a minor would may result in fatal bleeding;

(*ii*) "thalassemia" means a group of inherited disorders characterised by reduced or absent amounts of haemoglobin.

(*iii*) "sickle cell disease" means a hemolytic disorder characterised by chronic anemia, painful events, and various complications due to associated

tissue and organ damage; "hemolytic" refers to the destruction of the cell membrane of red blood cells resulting in the release of hemoglobin.

5. Multiple Disabilities (more than one of the above specified disabilities) including deaf blindness which means a condition in which a person may have combination of hearing and visual impairments causing severe communication, developmental, and educational problems.

6. Any other category as may be notified by the Central Government.

DR. G NARAYANA RAJU,
Secretary to the Govt. of India.

UPLOADED BY THE GENERAL MANAGER, GOVERNMENT OF INDIA PRESS, MINTO ROAD, NEW DELHI–110002
AND PUBLISHED BY THE CONTROLLER OF PUBLICATIONS, DELHI–110054.

GMGIPMRND—4011GI(S3)—28-12-2016.

MANOJ KUMAR Digitally signed by MANOJ KUMAR Date: 2016.12.28 23:32:17 +05'30'

Annexure – XIII

REPLICA OF APPLICATION FORM

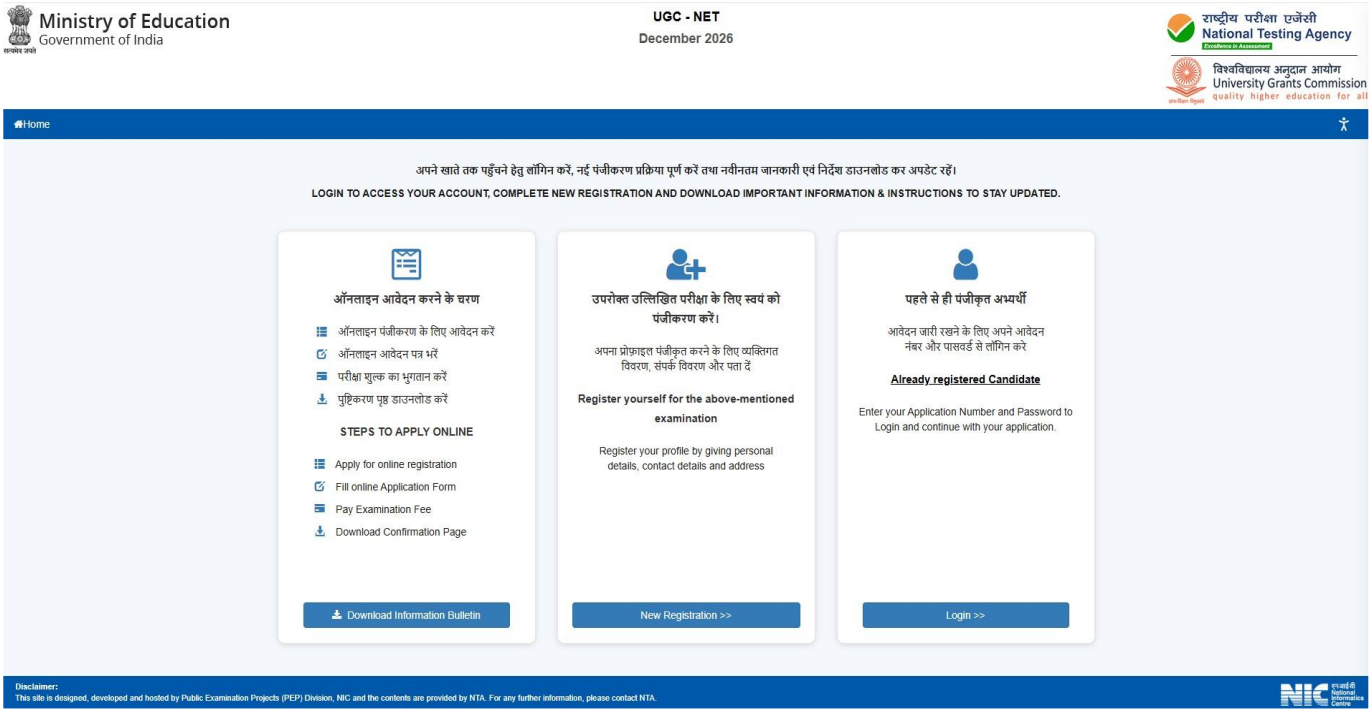

1 Registration — 2 Application Form — 3 Fee Payment

Instructions and Procedure for online submission of Application Form

Download Information Bulletin

1.Please download and read carefully the Information Bulletin and instructions/ procedure given therein and below, before you start filling the Application Form online.
2.You can apply for UGC - NET December - 2026 'ON-LINE' only through the official website of UGC - NET December - 2026 **(https://ugcnet.nta.nic.in.)**.
3.**Examination Fees**

Category	Fee Amount
General	Rs. 1150/- (One Thousand One Hundred Fifty)
OBC-(NCL)/EWS	Rs. 600/- (Six Hundred)
SC / ST / Person with Disability (PwD) / Person with Benchmark Disability (PwBD) / Third Gender	Rs. 325 /- (Three Hundred Twenty Five)
Service Charges & GST (as applicable) will be charged extra by the Bank.	

4.**Application Procedure: Steps to be followed to apply online.**

Candidates must read carefully the instructions (including how to fill up the Application Form online) given in the Information Bulletin available on the NTA Website. Candidates not complying with the instructions shall be summarily disqualified.

Step 1: Registration Form: Register for the Online Application Form and note down the system-generated Application Number. The candidate should supply the required details while filling the Online Application Form and is also required to create PASSWORD. After successful submission of the personal details, an Application number will be generated and it will be used to complete the remaining Steps of the Application Form and will also be required for all future reference/correspondence. This application number will also be used/referred for both Sessions of UGC - NET December - 2026. For subsequent logins, the candidate will be able to login directly with the respective system generated **Application Number** and created **Password**

Step 2: Application Form : The Candidates can log in with the system-generated Application Number and pre-created Password for completing the Application Form including filling up of personal details, applying for the Paper, choosing the Examination Cities, providing the details of Educational Qualifications, and uploading the images and documents (if any).

Upload Scanned Images of Candidate's Photograph, Signature, PwD/PwBD Certificate (wherever applicable)

i. **The recent photograph should be either in colour or black & white with 80% face (without mask) visible including ears against a white background.**
ii. Scanned photograph and signature should be in **JPG/JPEG** format (clearly legible).
iii. The size of the scanned photograph should be between **10 kb to 200 kb** (clearly legible).
iv. The size of the scanned signature should be between **10 kb to 50 kb** (clearly legible).
v. The size of the scanned copy of the PwD/PwBD Certificate should be between **50 kb to 300 kb.**

[Note: The Candidate has to upload only his/ her own photograph, signature, and certificate(s) as mentioned above (and not of anybody else) in a correct/proper manner, **as the facility for correction will not be given in the future.** In case, it is found at any time in the future that the Candidate has used/uploaded the photograph, signature, and certificate(s) of someone else in his/her Application Form/Admit Card, or **he/she has tempered his/her Admit Card/Result/ Scorecard these acts of the candidate shall be treated as Unfair Means (UFM) Practices and he/she shall be proceeded with the actions as contemplated under the provisions of the Information Bulletin relating to Unfair Means Practices.**

Please check your photograph and signature before submission of the Application Form. In case the photograph or signature is blurred or not visible to identify the identity of the candidate then, the application will be rejected and no option for correction or revision will be permitted.

Step 3: Fee Payment: After completing Step 1 and Step 2, the candidates have to pay the requisite examination fee. The fee can be submitted only online through Net Banking, Credit Card, Debit Card, UPI. Processing charges and GST as applicable are chargeable to the candidate (in addition to the examination fee) by the concerned Bank/Payment Gateway Integrator.

The Confirmation Page of the online Application Form will be generated only after successful payment by the Candidate. In case the Confirmation Page is not generated after payment of fee, then the candidate may have to approach the concerned Bank/Payment Gateway (in the helpline number and e-mail given in the Information Bulletin) for ensuring the successful payment or for obtaining the refund of duplicate / multiple payments].

5.**Important Instruction about PASSWORD**
i. During online form filling, the candidate will be required to choose PASSWORD. The candidate is advised to record/remember their password for all future logins.
ii. For subsequent logins, the candidate will be able to login directly with their respective system-generated Application Number and the chosen Password.
iii. The candidate is advised not to disclose or share their password with anybody. Neither NTA nor NIC will be responsible for the violation or misuse of the password of a candidate.
iv. Candidates can change his/her passwords after login if desired.
v. Candidates should remember to log out at the end of their session so that the particulars of the candidate cannot be tampered with or modified by unauthorized persons.

The Password must be as per the following Password policy.
i. Password must be **8 to 13 characters long.**
ii. Password must have at least **one Upper** case alphabet.
iii. Password must have at least **one Lower** case alphabet.
iv. Password must have at least **one numeric value.**
v. Password must have at least **one special character eg.!@#$%^&*-.**

6.**How to reset your Password :** The following options are available to reset Password
i. Using a verification code sent via text message (SMS) to your Registered Mobile No.
ii. Using a reset link sent via Email to your Registered Email address.

7.The Application Number printed on the computer-generated Confirmation Page must be mentioned in all such correspondences. It is therefore essential to note down the applicatio number printed on the Confirmation Page.

Please read the instructions carefully and give your consent for below mentioned declaration

☐ **I have downloaded the Information Bulletin of UGC - NET December 2026, read and understood all the instructions therein as well as those mentioned above, and will fill up the online Application Form for the UGC - NET December 2026 Cycles accordingly.**

Click here to Proceed

3. Meri Pehchaan – Verify with Mobile Number

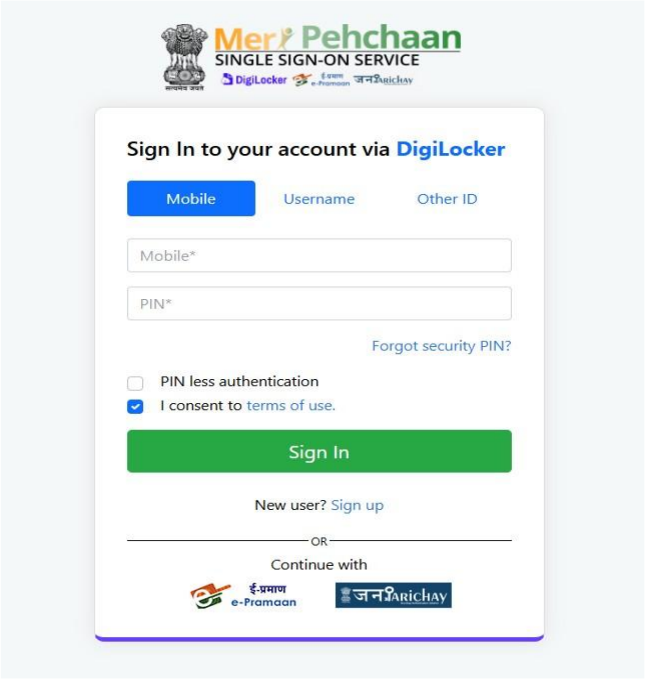

4. Meri Pehchaan – Verify with Username

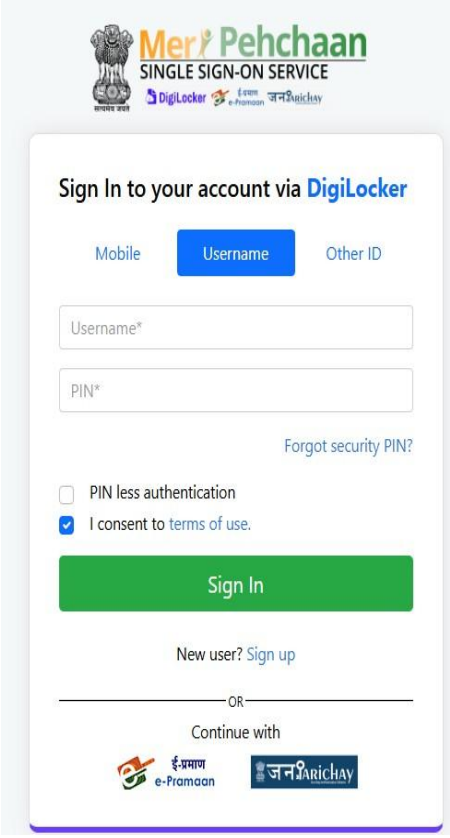

5. Meri Pehchaan – Verify with Other ID

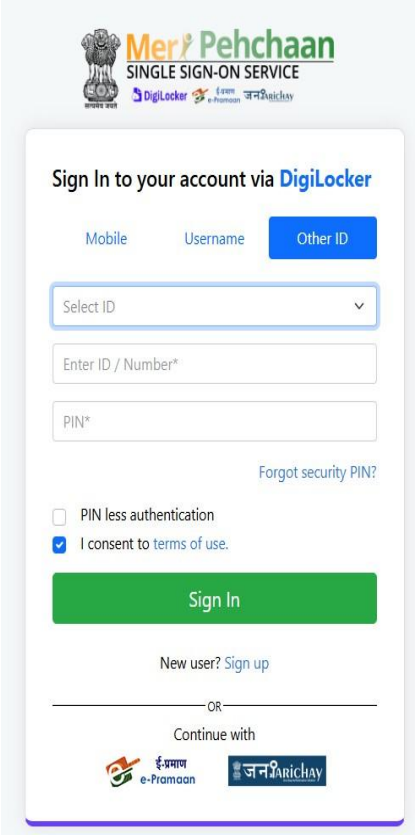

6. Meri Pehchaan – Other ID Option

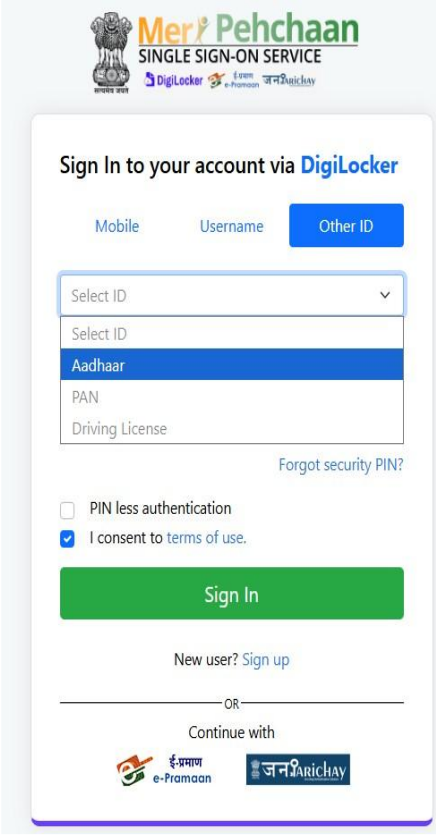

Choose an Account and Verify Your Credentials

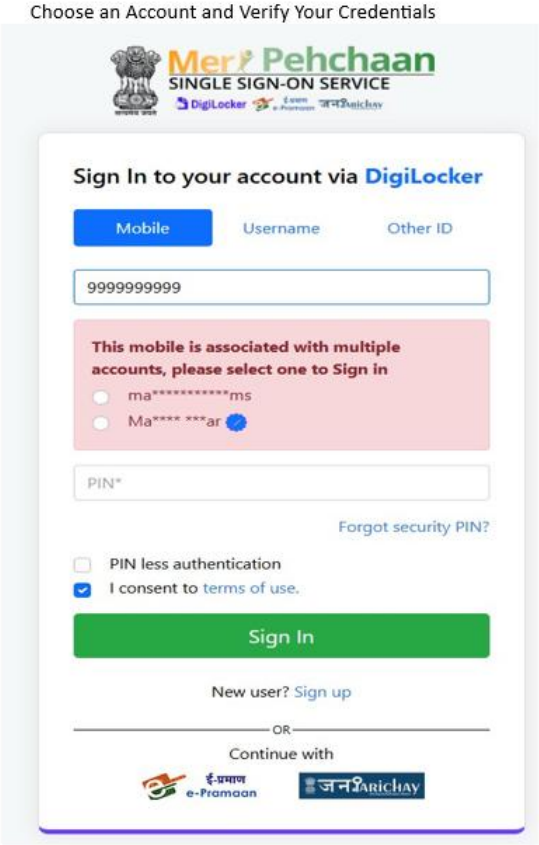

Enter OTP for Verification

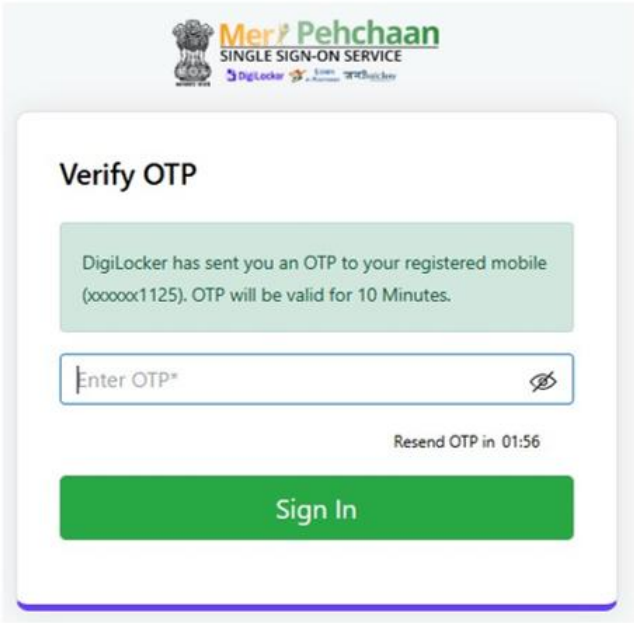

Digi Locker Identity Details – Consent to Share with the Organization

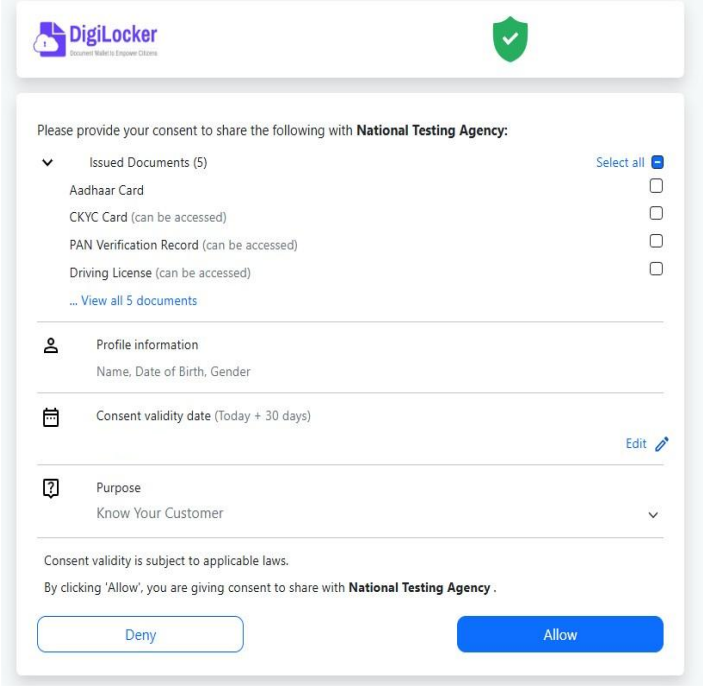

Digi Locker – Processing Your Identity Verification Request

Digi Locker Identity Details – Digi Locker Verification Confirmed

UGC - NET
December 2026

Please click the "Complete Digilocker Verification" button to complete the DigiLocker verification process. Once the verification is successfully completed, you will be redirected to the registration portal.
Note: After clicking the button, please wait for the process to complete and avoid clicking the button multiple times, as it may take a few moments to respond.

Complete Digilocker Verification

Digi Locker – Identity Verification Successfully Completed

UGC - NET
December 2026

DigiLocker Authentication submitted and successfully completed.

Click here to Proceed for Registration

Registration form

UGC - NET
December 2026

Personal Details

Please fill details as printed on Class 10th Passing Certificate / Marksheet issued by recognized School Examination Board.

Candidate Name	
Father / Guardian Name	
Mother / Guardian Name	
Date of Birth	08
Gender	Male

Confirm Personal Details

Confirm Candidate Name	
Confirm Father / Guardian Name	
Confirm Mother / Guardian Name	
Confirm Date of Birth	08
Confirm Gender	Male

Contact Details

Premises No/Name	
Sub-Locality(Optional)	moradabad
Locality	
Country	India
State /UT	UTTAR PRADESH
District	MORADABAD
Pin Code	244501

Electronic Communication Address

Please enter correct Email Id and Mobile Number as OTP will be shared on these for verification.

Email Address

Confirm Email Address

Mobile Number 91

Confirm Mobile Number 91

Alternate Contact No. (Optional)

Permanent Address

☐ Same As Present Address

Premises No/Name

Sub-Locality(Optional):

Locality

Country --Select--

State /UT --Select--

District --Select--

Pin Code

Choose Password

Password

Confirm Password

CAPTCHA

Enter CAPTCHA as shown below (case sensitive)

CAPTCHA 207SF9

Audio CAPTCHA 0:00 / 0:04

Submit

Review Page - Online Registration Form

Review the following particulars carefully. If you would like to change any particulars entered, you may do so by pressing 'EDIT REGISTRATION FORM' button or press 'SUBMIT AND SEND OTP' button.

Personal Details

Candidate Name:		Father / Guardian Name:	I
Mother / Guardian Name:	--	Date of Birth:	[illegible]
Gender :	Male		

Contact Details

Premises No/Name:	Moradabad Uttar Pradesh India 244501	Sub-Locality(Optional):	moradabad
Locality:	moaradabad	Country:	India
State /UT:	UTTAR PRADESH	District:	MORADABAD
Pin Code:	244501	Email Address:	[illegible]
Mobile Number :		Alternate Contact No.(Optional):	--

Permanent Address

Premises No/Name:	oradabad
Locality:	dia
State /UT:	ORADABAD
Pin Code:	

Review Page !!

PLEASE REVIEW THE INFORMATION CAREFULLY BEFORE THE FINAL SUBMISSION. IF YOU WOULD LIKE TO CHANGE ANY INFORMATION FILLED, YOU MAY DO SO BY CLICKING 'EDIT REGISTRATION FORM' BUTTON OR CLICK 'SUBMIT AND SEND OTP' BUTTON FOR FINAL SUBMISSION.

CLOSE

Declaration

I hereby declare that I have filled up this Online Application Form after carefully reading the Information Bulletin and fully understanding the provisions/ procedures mentioned therein. I further declare that all the particulars given by me in this application form are true to the best of my knowledge and belief. I agree that if my Result is withheld / not declared/ my candidature shall automatically stand cancelled. In case it is found at any point of time in future that false information has been furnished in this application form my candidature shall automatically stand cancelled.

I hereby declare that I have submitted only one Application Form. If more than one Application Form is found, my candidature for the additional application(s) shall be automatically cancelled by the NTA.

I shall abide by these terms and conditions as well as those laid down in the Information Bulletin, Public Notices and Advisories issued by NTA regarding this exam from time-to-time

☐ I Agree

EDIT Registration Form | Submit and send OTP to verify Mobile Number

Review Page - Online Registration Form

Review the following particulars carefully. If you would like to change any particulars entered, you may do so by pressing 'EDIT REGISTRATION FORM' button or press 'SUBMIT AND SEND OTP' button.

Personal Details

Candidate Name:		Father / Guardian Name:	
Mother / Guardian Name:	--	Date of Birth:	-- -- ----
Gender :			

Contact Details

Premises No/Name:		Sub-Locality(Optional):	moradabad
Locality:	moaradabad	Country:	
State /UT:	UTTAR PRADESH	District:	MORADABAD
Pin Code:	244501	Email Address:	
Mobile Number :		Alternate Contact No.(Optional):	--

Permanent Address

Premises No/Name:	Moradabad Uttar Pradesh India 244501	Sub-Locality(Optional):	moradabad
Locality:	moaradabad	Country:	India
State /UT:	UTTAR PRADESH	District:	MORADABAD
Pin Code:			

Declaration

I hereby declare that I have filled up this Online Application Form after carefully reading the Information Bulletin and fully understanding the provisions/ procedures mentioned therein. I further declare that all the particulars given by me in this application form are true to the best of my knowledge and belief. I agree that if my Result is withheld / not declared/ my candidature shall automatically stand cancelled. In case it is found at any point of time in future that false information has been furnished in this application form my candidature shall automatically stand cancelled.

I hereby declare that I have submitted only one Application Form. If more than one Application Form is found, my candidature for the additional application(s) shall be automatically cancelled by the NTA.

I shall abide by these terms and conditions as well as those laid down in the Information Bulletin, Public Notices and Advisories issued by NTA regarding this exam from time-to-time

☐ I Agree

EDIT Registration Form | Submit and send OTP to verify Mobile Number

UGC - NET

December 2026

Review Page - Online Registration Form

Review the following particulars carefully. If you would like to change any particulars entered, you may do so by pressing 'EDIT REGISTRATION FORM' button or press 'SUBMIT AND SEND OTP' button.

Personal Details

Candidate Name:		Father / Guardian Name:	
Mother / Guardian Name:	--	Date of Birth:	
Gender :	Male		

Contact Details

Premises No/Name:		Sub-Locality(Optional):	
Locality:	moaradabad	Country:	India
State /UT:		District:	MORADABAD
Pin Code:	244501	Email Address:	
Mobile Number :	91 -		--

Confirm !!

Do you wish to submit Registration Form and Get OTP ?
No changes will be allowed after the submission of Registration Form

Yes No

Permanent Address

Premises No/Name:	Mora		
Locality:	moa		India
State /UT:	UTT		
Pin Code:	244501		

Declaration

I hereby declare that I have filled up this Online Application Form after carefully reading the Information Bulletin and fully understanding the provisions/ procedures mentioned therein. I further declare that all the particulars given by me in this application form are true to the best of my knowledge and belief. I agree that if my Result is withheld / not declared/ my candidature shall automatically stand cancelled. In case it is found at any point of time in future that false information has been furnished in this application form my candidature shall automatically stand cancelled.

I hereby declare that I have submitted only one Application Form. If more than one Application Form is found, my candidature for the additional application(s) shall be automatically cancelled by the NTA.

I shall abide by these terms and conditions as well as those laid down in the Information Bulletin, Public Notices and Advisories issued by NTA regarding this exam from time-to-time

☑ I Agree

EDIT Registration Form | Submit and send OTP to verify Mobile Number

UGC - NET

December 2026

Review Page - Online Registration Form

Press 'SUBMIT-REGISTRATION FORM' button for final submission of Registration Form.

Personal Details

Candidate Name:		Father / Guardian Name:	
Mother / Guardian Name:	--	Date of Birth:	
Gender :	Male		

Contact Details

Premises No/Name:	Moradabad Uttar Pradesh India 244501	Sub-Locality(Optional):	moradabad
Locality:	moaradabad	Country:	India
State /UT:	UTTAR PRADESH	District:	MORADABAD
Pin Code:	244501	Email Address:	
Mobile Number :		Alternate Contact No.(Optional):	--

Permanent Address

Premises No/Name:	Moradabad Uttar Pradesh India 244501	Sub-Locality(Optional):	moradabad
Locality:	moaradabad	Country:	India
State /UT:	UTTAR PRADESH	District:	MORADABAD
Pin Code:	244501		

System just sent an OTP via text message (SMS) to Given Mobile No.

Enter One Time Password(OTP) (Sent on given Mobile Number - [illegible])

Note: The OTP is valid for 10 minutes. It may take a few minutes for your One-Time Password (OTP) to arrive. If you do not receive the OTP within a few minutes, click to Resend Fresh OTP.

Submit-Registration Form

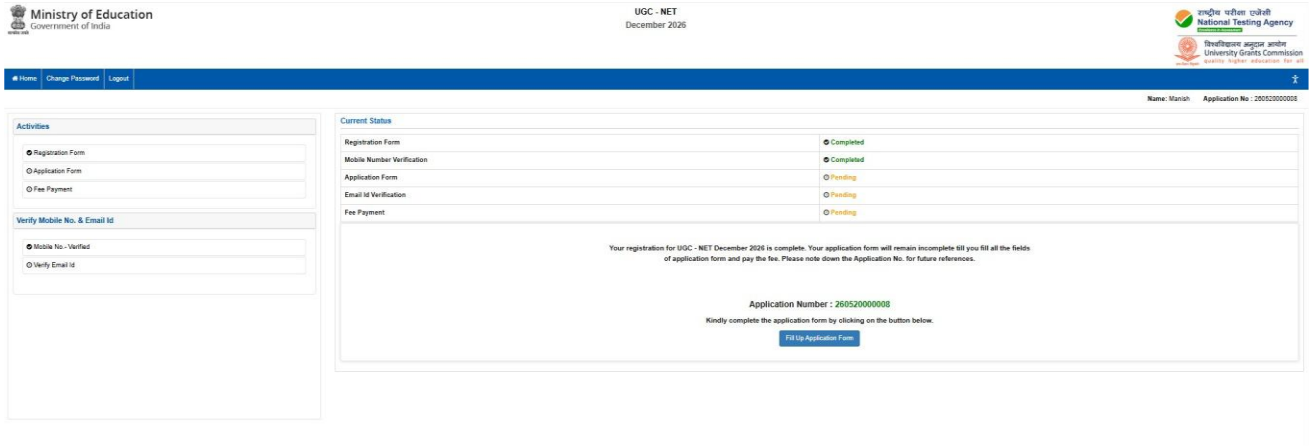
Ministry of Education
Government of India
UGC - NET
December 2026
राष्ट्रीय परीक्षा एजेंसी
National Testing Agency
विश्वविद्यालय अनुदान आयोग
University Grants Commission
Home
Change Password
Logout
Name: Manish
Application No : 260520000008
Activities
Registration Form
Application Form
Fee Payment
Verify Mobile No. & Email Id
Mobile No.- Verified
Verify Email Id
Current Status
Registration Form
Completed
Mobile Number Verification
Completed
Application Form
Pending
Email Id Verification
Pending
Fee Payment
Pending
Your registration for UGC - NET December 2026 is complete. Your application form will remain incomplete till you fill all the fields of application form and pay the fee. Please note down the Application No. for future references.
Application Number : 260520000008
Kindly complete the application form by clicking on the button below.
Fill Up Application Form

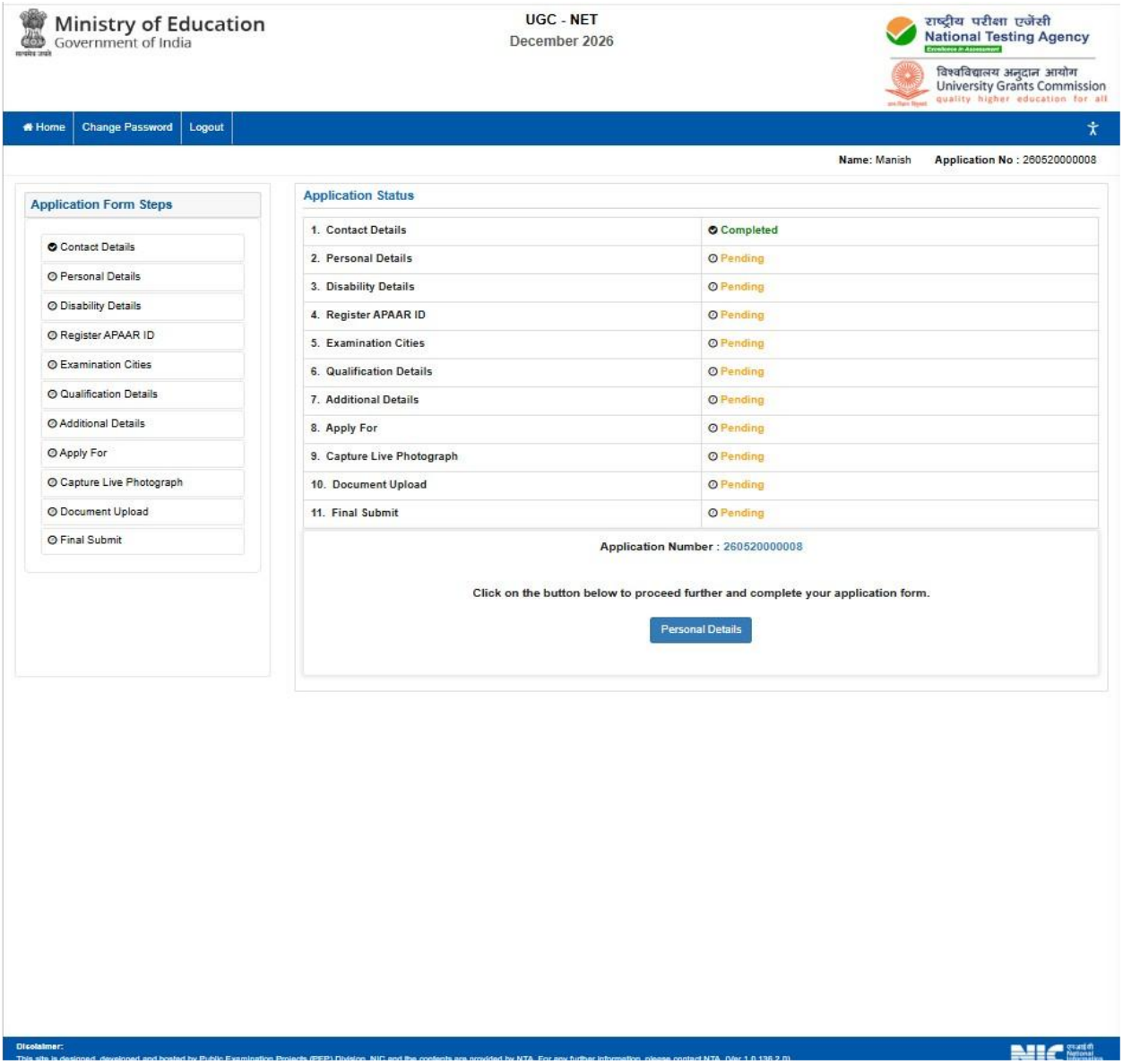
Ministry of Education
Government of India
UGC - NET
December 2026
राष्ट्रीय परीक्षा एजेंसी
National Testing Agency
Excellence in Assessment
विश्वविद्यालय अनुदान आयोग
University Grants Commission
quality higher education for all
Home
Change Password
Logout
Name: Manish
Application No : 260520000008
Application Form Steps
Contact Details
Personal Details
Disability Details
Register APAAR ID
Examination Cities
Qualification Details
Additional Details
Apply For
Capture Live Photograph
Document Upload
Final Submit
Application Status
1. Contact Details
Completed
2. Personal Details
Pending
3. Disability Details
Pending
4. Register APAAR ID
Pending
5. Examination Cities
Pending
6. Qualification Details
Pending
7. Additional Details
Pending
8. Apply For
Pending
9. Capture Live Photograph
Pending
10. Document Upload
Pending
11. Final Submit
Pending
Application Number : 260520000008
Click on the button below to proceed further and complete your application form.
Personal Details
Disclaimer:

Ministry of Education
Government of India

UGC - NET
December 2026

राष्ट्रीय परीक्षा एजेंसी
National Testing Agency
Excellence in Assessment

विश्वविद्यालय अनुदान आयोग
University Grants Commission
quality higher education for all

Home | Change Password | Logout

Name: Manish Application No : 260520000008

Application Form Steps

- Contact Details
- Personal Details
- Disability Details
- Register APAAR ID
- Examination Cities
- Qualification Details
- Additional Details
- Apply For
- Capture Live Photograph
- Document Upload
- Final Submit

Personal Details

Candidate Name	
Date of Birth	08
Gender	Male
Father / Guardian Name	
Mother / Guardian Name	
Nationality	--Select--
Category	--Select--
Confirm Category	--Select--
Are You Diabetic?	--Select--
Annual Income of the Parents/Guardian	--Select--
Do you belong to Minority Community ?	--Select--
Post Graduate exam subject name (select "Not Applicable" if applying based on Four year Under Graduate degree)	--Select--

The fields Name, Father's/Guardian's Name, Mother's/Guardian's Name, and Date of Birth must be filled in correctly and cannot be changed after the final submission of the Application Form.

CAPTCHA

Enter CAPTCHA as shown below (case sensitive)	
CAPTCHA	W02N66
Audio CAPTCHA	0:00

Save & Next

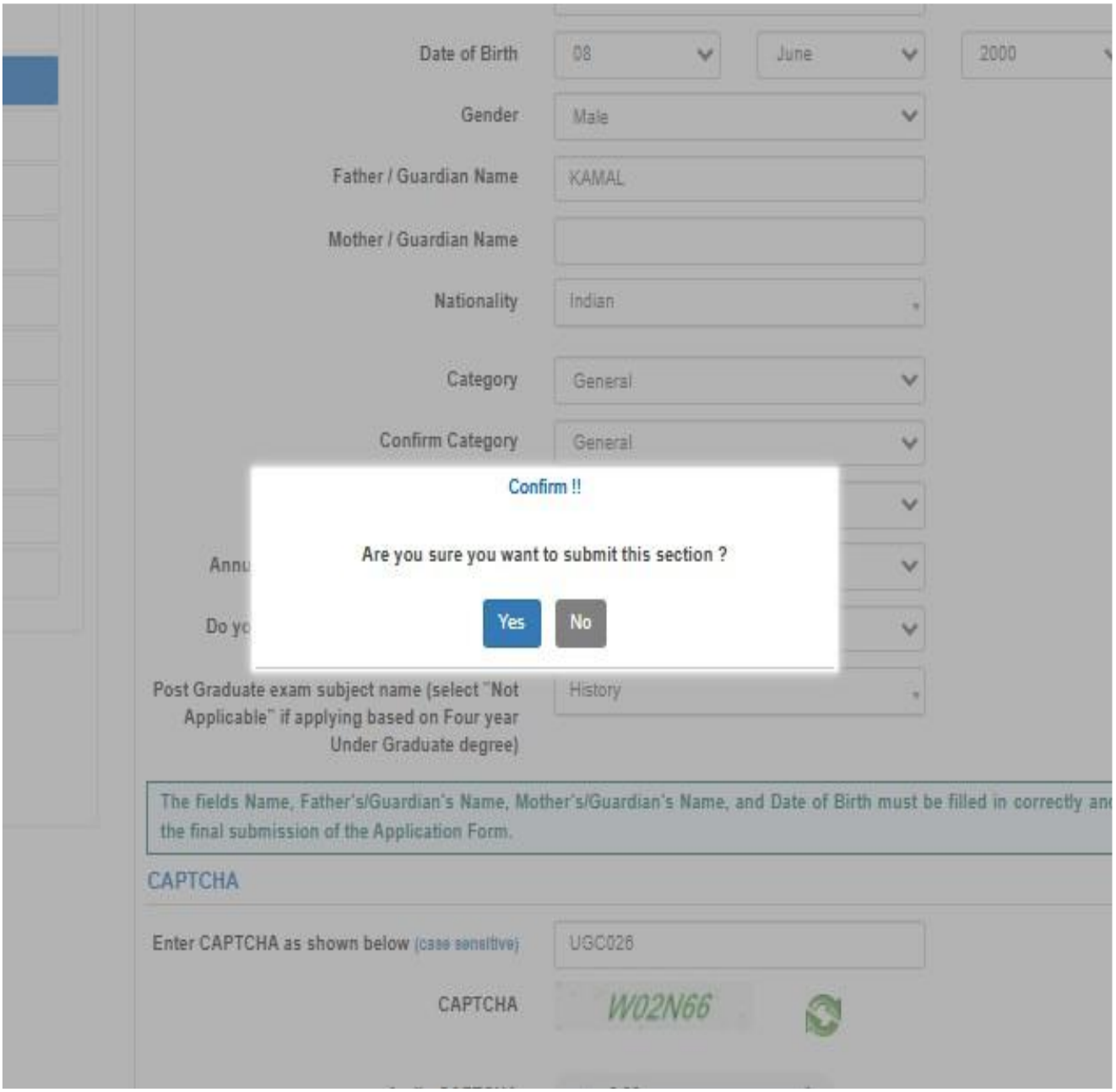
Date of Birth
08
June
2000
Gender
Male
Father / Guardian Name
KAMAL
Mother / Guardian Name
Nationality
Indian
Category
General
Confirm Category
General
Confirm !!
Are you sure you want to submit this section ?
Yes
No
Post Graduate exam subject name (select "Not Applicable" if applying based on Four year Under Graduate degree)
History
The fields Name, Father's/Guardian's Name, Mother's/Guardian's Name, and Date of Birth must be filled in correctly an
the final submission of the Application Form.
CAPTCHA
Enter CAPTCHA as shown below (case sensitive)
UGC026
CAPTCHA
W02N66

Ministry of Education
Government of India
UGC - NET
December 2026
राष्ट्रीय परीक्षा एजेंसी
National Testing Agency
विश्वविद्यालय अनुदान आयोग
University Grants Commiss
Home
Change Password
Logout
Name: MANISH
Application No : 26052000000
Application Form Steps
Contact Details
Personal Details
Disability Details
Register APAAR ID
Examination Cities
Qualification Details
Additional Details
Apply For
Capture Live Photograph
Document Upload
Final Submit
विकलांगता विवरण (Disability Details)
DISCLAIMER: The eligibility in the examination under the category "Persons with Disability" is purely provisional to appear in the examination and does not guarantee a seat to the candidate under the respective category. The candidature for admission to various programes under PwD category under various colleges will be governed as per relevant guidelines under the Right of Persons with Disabilities Act, 2016. **Scribe shall be permitted/provided (as the case may be) only on production of requisite documents.
क्या आप PwD/PwBD अभ्यर्थी हैं? (Are you PwD/PwBD Candidate)?
--Select--

Ministry of Education
Government of India

UGC - NET
December 2026

राष्ट्रीय परीक्षा एजेंसी
National Testing Agency

विश्वविद्यालय अनुदान आयोग
University Grants Commission
quality higher education for all

Home | Change Password | Logout

Name: MANISH Application No : 260520000008

Application Form Steps

- Contact Details
- Personal Details
- Disability Details
- Register APAAR ID
- Examination Cities
- Qualification Details
- Additional Details
- Apply For
- Capture Live Photograph
- Document Upload
- Final Submit

विकलांगता विवरण (Disability Details)

DISCLAIMER: The eligibility in the examination under the category "Persons with Disability" is purely provisional to appear in the examination and does not guarantee a seat to the candidate under the respective category. The candidature for admission to various programes under PwD category under various colleges will be governed as per relevant guidelines under the Right of Persons with Disabilities Act, 2016. ** Scribe shall be permitted/provided (as the case may be) only on production of requisite documents.

क्या आप PwD/PwBD अभ्यर्थी हैं? (Are you PwD/PwBD Candidate)?	Yes
अभ्यर्थी का नाम (Candidate's Name)	
अभ्यर्थी की जन्म तिथि (Candidate's Date of Birth)	
लिंग (Gender)	Male
क्या आपके पास यूडीआईडी कार्ड / यूडीआईडी कार्ड नंबर / विकलांगता प्रमाण पत्र है? (Do you have UDID Card / UDID Card Number / Disability Certificate)?	--Select--

Disclaimer:
This site is designed, developed and hosted by Public Examination Projects (PEP) Division, NIC and the contents are provided by NTA. For any further information, please contact NTA. (Ver 1.0.136.2.0)

NIC

Ministry of Education
Government of India

UGC - NET
December 2026

राष्ट्रीय परीक्षा एजेंसी
National Testing Agency

विश्वविद्यालय अनुदान आयोग
University Grants Commission

Home | Change Password | Logout

Name: MANISH Application No : 260520000008

Application Form Steps

- Contact Details
- Personal Details
- Disability Details
- Register APAAR ID
- Examination Cities
- Qualification Details
- Additional Details
- Apply For
- Capture Live Photograph
- Document Upload
- Final Submit

विकलांगता विवरण (Disability Details)

DISCLAIMER: The eligibility in the examination under the category "Persons with Disability" is purely provisional to appear in the examination and does not guarantee a seat to the candidate under the respective category. The candidature for admission to various programes under PwD category under various colleges will be governed as per relevant guidelines under the Right of Persons with Disabilities Act, 2016. **Scribe shall be permitted/provided (as the case may be) only on production of requisite documents.

क्या आप PwD/PwBD अभ्यर्थी है? (Are you PwD/PwBD Candidate)?	Yes
अभ्यर्थी का नाम (Candidate's Name)	
अभ्यर्थी की जन्म तिथि (Candidate's Date of Birth)	
लिंग (Gender)	Male
क्या आपके पास यूडीआईडी कार्ड / यूडीआईडी कार्ड नंबर / विकलांगता प्रमाण पत्र है? (Do you have UDID Card / UDID Card Number / Disability Certificate)?	Yes I have UDID Card / UDID Card Numl
यूडीआईडी कार्ड / यूडीआईडी कार्ड नंबर दर्ज करें (Enter UDID Card / UDID Card Number)	
यूडीआईडी कार्ड/यूडीआईडी कार्ड नंबर की पुष्टि करें (Confirm UDID Card / UDID Card Number)	

CAPTCHA

Enter CAPTCHA as shown below (case sensitive)	
CAPTCHA	5L5C26
Audio CAPTCHA	0:00 / 0:04

Submit

Disclaimer:
This site is designed, developed and hosted by Public Examination Projects (PEP) Division, NIC and the contents are provided by NTA. For any further information, please contact NTA. (Ver 1.0.136.2.0)

NIC

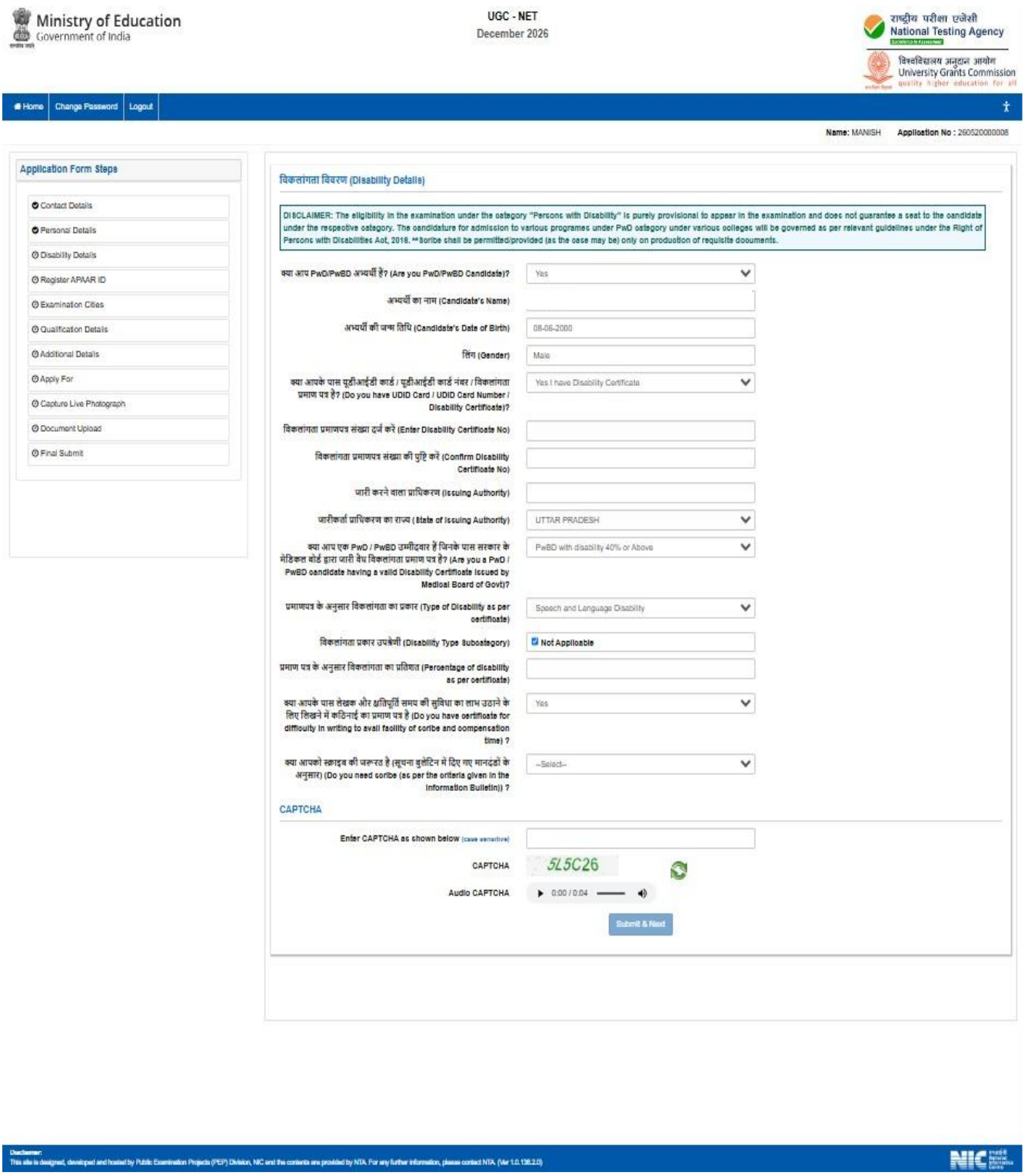

Ministry of Education
Government of India

UGC - NET
December 2026

राष्ट्रीय परीक्षा एजेंसी
National Testing Agency

विश्वविद्यालय अनुदान आयोग
University Grants Commission
quality higher education for all

Home | Change Password | Logout

Name: MANISH Application No : 260520000008

Application Form Steps

- Contact Details
- Personal Details
- Disability Details
- Register APAAR ID
- Examination Cities
- Qualification Details
- Additional Details
- Apply For
- Capture Live Photograph
- Document Upload
- Final Submit

विकलांगता विवरण (Disability Details)

DISCLAIMER: The eligibility in the examination under the category "Persons with Disability" is purely provisional to appear in the examination and does not guarantee a seat to the candidate under the respective category. The candidature for admission to various programes under PwD category under various colleges will be governed as per relevant guidelines under the Right of Persons with Disabilities Act, 2016. ** Scribe shall be permitted/provided (as the case may be) only on production of requisite documents.

क्या आप PwD/PwBD अभ्यर्थी है? (Are you PwD/PwBD Candidate)?	Yes
अभ्यर्थी का नाम (Candidate's Name)	
अभ्यर्थी की जन्म तिथि (Candidate's Date of Birth)	08-06-2000
लिंग (Gender)	Male
क्या आपके पास यूडीआईडी कार्ड / यूडीआईडी कार्ड नंबर / विकलांगता प्रमाण पत्र है? (Do you have UDID Card / UDID Card Number / Disability Certificate)?	Yes I have Disability Certificate
विकलांगता प्रमाणपत्र संख्या दर्ज करें (Enter Disability Certificate No)	
विकलांगता प्रमाणपत्र संख्या की पुष्टि करें (Confirm Disability Certificate No)	
जारी करने वाला प्राधिकरण (Issuing Authority)	
जारीकर्ता प्राधिकरण का राज्य (State of Issuing Authority)	UTTAR PRADESH
क्या आप एक PwD / PwBD उम्मीदवार हैं जिनके पास सरकार के मेडिकल बोर्ड द्वारा जारी वैध विकलांगता प्रमाण पत्र है? (Are you a PwD / PwBD candidate having a valid Disability Certificate issued by Medical Board of Govt)?	PwBD with disability 40% or Above
प्रमाणपत्र के अनुसार विकलांगता का प्रकार (Type of Disability as per certificate)	Speech and Language Disability
विकलांगता प्रकार उपश्रेणी (Disability Type Subcategory)	☑ Not Applicable
प्रमाण पत्र के अनुसार विकलांगता का प्रतिशत (Percentage of disability as per certificate)	
क्या आपके पास लेखक और क्षतिपूर्ति समय की सुविधा का लाभ उठाने के लिए लिखने में कठिनाई का प्रमाण पत्र है (Do you have certificate for difficulty in writing to avail facility of scribe and compensation time) ?	Yes
क्या आपको स्क्राइब की जरूरत है (सूचना बुलेटिन में दिए गए मानदंडों के अनुसार) (Do you need scribe (as per the criteria given in the Information Bulletin)) ?	--Select--

CAPTCHA

Enter CAPTCHA as shown below (case sensitive)	
CAPTCHA	5L5C26
Audio CAPTCHA	0.00 / 0.04

Submit & Next

Disclaimer:
This site is designed, developed and hosted by Public Examination Projects (PEP) Division, NIC and the contents are provided by NTA. For any further information, please contact NTA. (Ver 1.0.136.2.0)

NIC

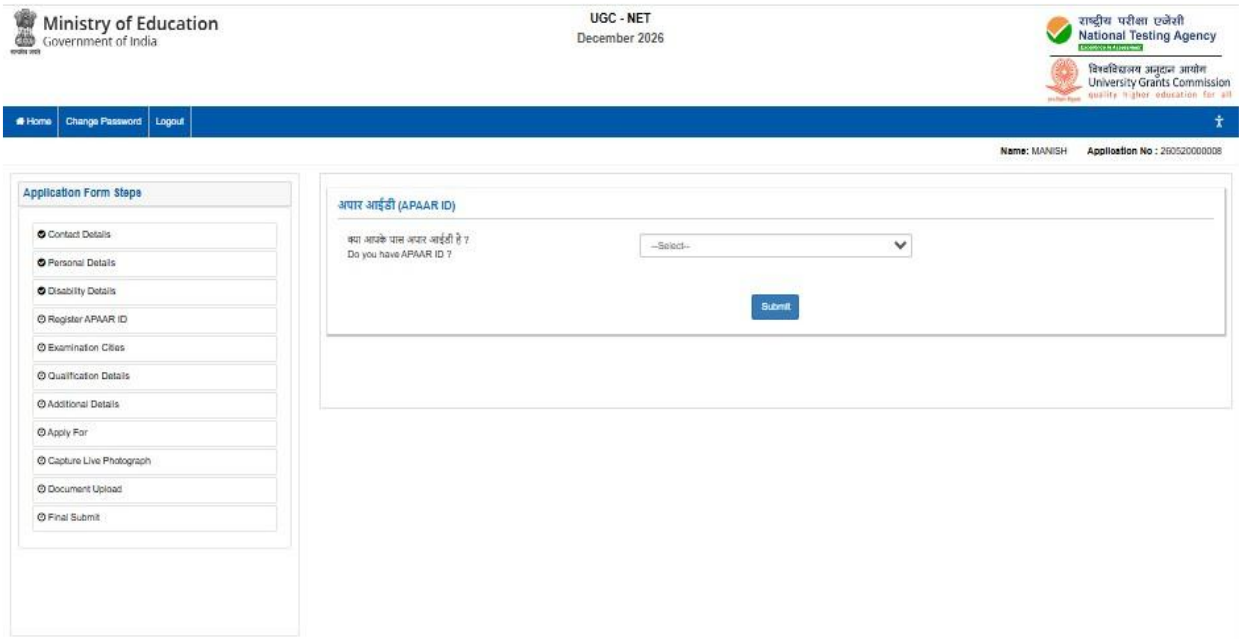
Ministry of Education
Government of India
UGC - NET
December 2026
राष्ट्रीय परीक्षा एजेंसी
National Testing Agency
विश्वविद्यालय अनुदान आयोग
University Grants Commission
Home
Change Password
Logout
Name: MANISH
Application No : 260520000008
Application Form Steps
Contact Details
Personal Details
Disability Details
Register APAAR ID
Examination Cities
Qualification Details
Additional Details
Apply For
Capture Live Photograph
Document Upload
Final Submit
अपार आईडी (APAAR ID)
क्या आपके पास अपार आईडी है ?
Do you have APAAR ID ?
--Select--
Submit

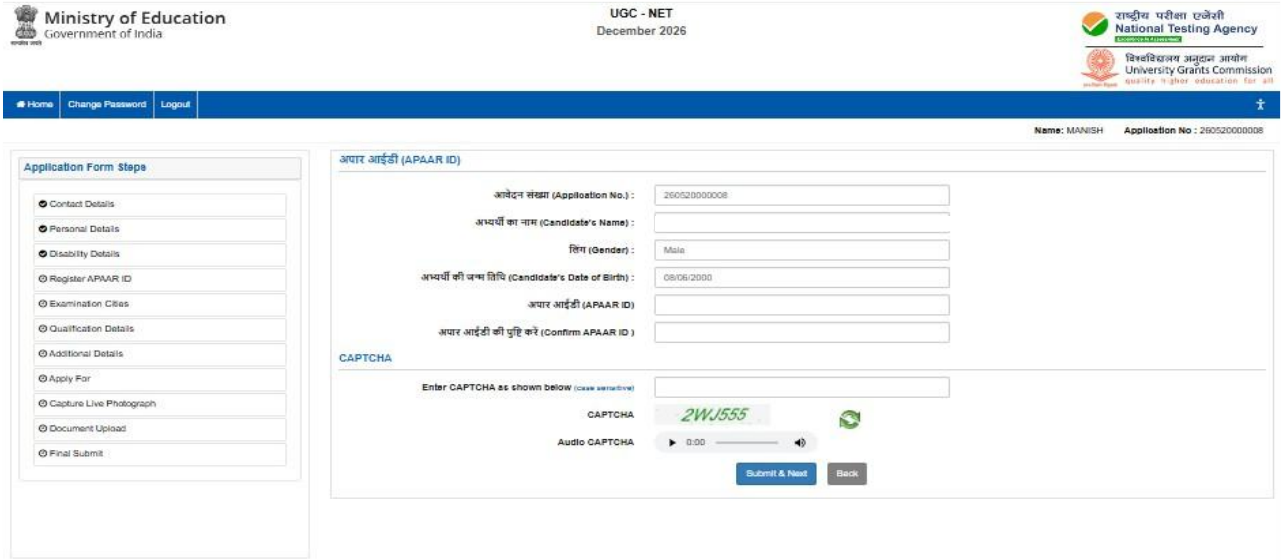
Ministry of Education
Government of India
UGC - NET
December 2026
राष्ट्रीय परीक्षा एजेंसी
National Testing Agency
विश्वविद्यालय अनुदान आयोग
University Grants Commission
Home
Change Password
Logout
Name: MANISH
Application No : 260520000008
Application Form Steps
Contact Details
Personal Details
Disability Details
Register APAAR ID
Examination Cities
Qualification Details
Additional Details
Apply For
Capture Live Photograph
Document Upload
Final Submit
अपार आईडी (APAAR ID)
आवेदन संख्या (Application No.) :
260520000008
अभ्यर्थी का नाम (Candidate's Name) :
लिंग (Gender) :
Male
अभ्यर्थी की जन्म तिथि (Candidate's Date of Birth) :
08/06/2000
अपार आईडी (APAAR ID)
अपार आईडी की पुष्टि करें (Confirm APAAR ID)
CAPTCHA
Enter CAPTCHA as shown below
CAPTCHA
2WJ555
Audio CAPTCHA
0:00
Submit & Next
Back

Ministry of Education
Government of India

UGC - NET
December 2026

राष्ट्रीय परीक्षा एजेंसी
National Testing Agency
Excellence in Assessment

विश्वविद्यालय अनुदान आयोग
University Grants Commission
quality higher education for all

Home | Change Password | Logout

Name: MANISH Application No : 260520000008

Application Form Steps

- Contact Details
- Personal Details
- Disability Details
- Register APAAR ID
- Examination Cities
- Qualification Details
- Additional Details
- Apply For
- Capture Live Photograph
- Document Upload
- Final Submit

Exam and Center Details

I want to apply for UGC - NET December 2026 on the basis of	--Select--	
Subject Opted for NET	--Select--	
Question Paper Medium	--Select--	
1st Choice for Exam City	--Select State/UT--	--Select Exam City--
2nd Choice for Exam City	--Select State/UT--	--Select Exam City--
3rd Choice for Exam City	--Select State/UT--	--Select Exam City--
4th Choice for Exam City	--Select State/UT--	--Select Exam City--
Father / Guardian Occupation	--Select--	
Father / Guardian Qualification	--Select--	
Mother / Guardian Occupation #Optional	--Select--	
Mother / Guardian Qualification #Optional	--Select--	

CAPTCHA

Enter CAPTCHA as shown below (case sensitive)

CAPTCHA S43779

Audio CAPTCHA 0:00 / 0:04

Save & Next

Disclaimer:
This site is designed, developed and hosted by Public Examination Projects (PEP) Division, NIC and the contents are provided by NTA. For any further information, please contact NTA. (Ver 1.0.138.2.0)

NIC एनआईसी National Informatics Centre

Ministry of Education
Government of India

UGC - NET
December 2026

राष्ट्रीय परीक्षा एजेंसी
National Testing Agency
Excellence in Assessment

विश्वविद्यालय अनुदान आयोग
University Grants Commission
quality higher education for all

Home | Change Password | Logout

Name: MANISH Application No : 260520000008

Application Form Steps

- Contact Details
- Personal Details
- Disability Details
- Register APAAR ID
- Examination Cities
- Qualification Details
- Additional Details
- Apply For
- Capture Live Photograph
- Document Upload
- Final Submit

Education Details

Masters Degree Qualification Details

Pass Status: Select

Year of Passing/appearing: Select

Course/Stream Name: Select

Whether in Final Year / Final Year Result Awaited: Select

Qualifying Examination From: Select

Qualifying Examination State: Select

Board/University Name: Select

Result Mode: Select

CAPTCHA

Enter CAPTCHA as shown below (case sensitive)

CAPTCHA: 55F2l4

Audio CAPTCHA: 0:00 / 0:03

Save & Next

Disclaimer:
This site is designed, developed and hosted by Public Examination Projects (PEP) Division, NIC and the contents are provided by NTA. For any further information, please contact NTA. (Ver 1.0.138.2.0)

NIC National Informatics Centre

Ministry of Education
Government of India

UGC - NET
December 2026

राष्ट्रीय परीक्षा एजेंसी
National Testing Agency
Excellence in Assessment

विश्वविद्यालय अनुदान आयोग
University Grants Commission
quality higher education for all

Home | Change Password | Logout

Name: MANISH Application No : 260520000008

Application Form Steps

- Contact Details
- Personal Details
- Disability Details
- Register APAAR ID
- Examination Cities
- Qualification Details
- Additional Details
- Apply For
- Capture Live Photograph
- Document Upload
- Final Submit

Additional Details

Are you a Twin and both applying for UGC - NET June 2026 ? --Select--

Ph.D. Details

Whether admitted in Ph.D. --Select--

Research / Ex-Serviceman Details

Specialization, if Any

Whether you Possess Research Experience in the subject after completion of PG Degree --Select--

Whether you are an Ex-Serviceman --Select--

CAPTCHA

Enter CAPTCHA as shown below (case sensitive)

CAPTCHA 0Y5H42

Audio CAPTCHA 0:00 / 0:04

Save & Next

Disclaimer:
This site is designed, developed and hosted by Public Examination Projects (PEP) Division, NIC and the contents are provided by NTA. For any further information, please contact NTA. (Ver 1.0.138.2.0)

NIC National Informatics Centre

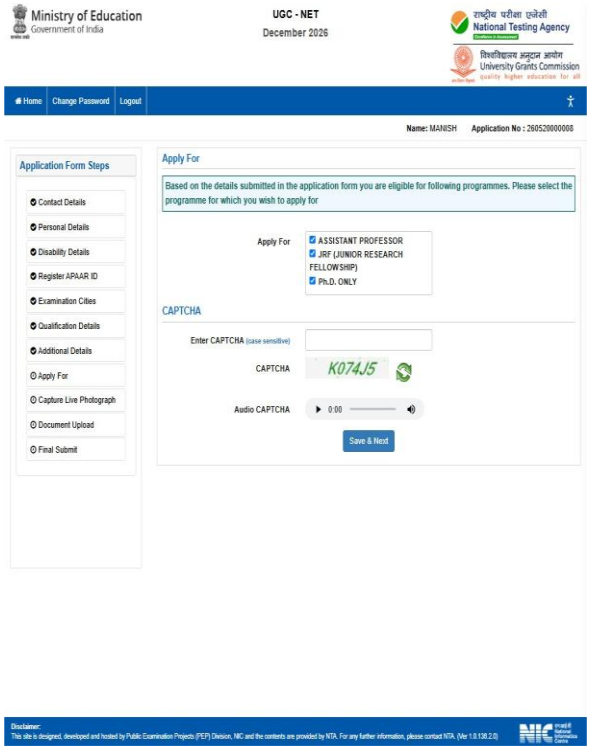
Ministry of Education
Government of India
UGC - NET
December 2026
राष्ट्रीय परीक्षा एजेंसी
National Testing Agency
विश्वविद्यालय अनुदान आयोग
University Grants Commission
Home
Change Password
Logout
Name: MANISH
Application No : 260520000008
Application Form Steps
Contact Details
Personal Details
Disability Details
Register APAAR ID
Examination Cities
Qualification Details
Additional Details
Apply For
Capture Live Photograph
Document Upload
Final Submit
Apply For
Based on the details submitted in the application form you are eligible for following programmes. Please select the programme for which you wish to apply for
Apply For
ASSISTANT PROFESSOR
JRF (JUNIOR RESEARCH FELLOWSHIP)
Ph.D. ONLY
CAPTCHA
Enter CAPTCHA (case sensitive)
CAPTCHA
K074J5
Audio CAPTCHA
Save & Next

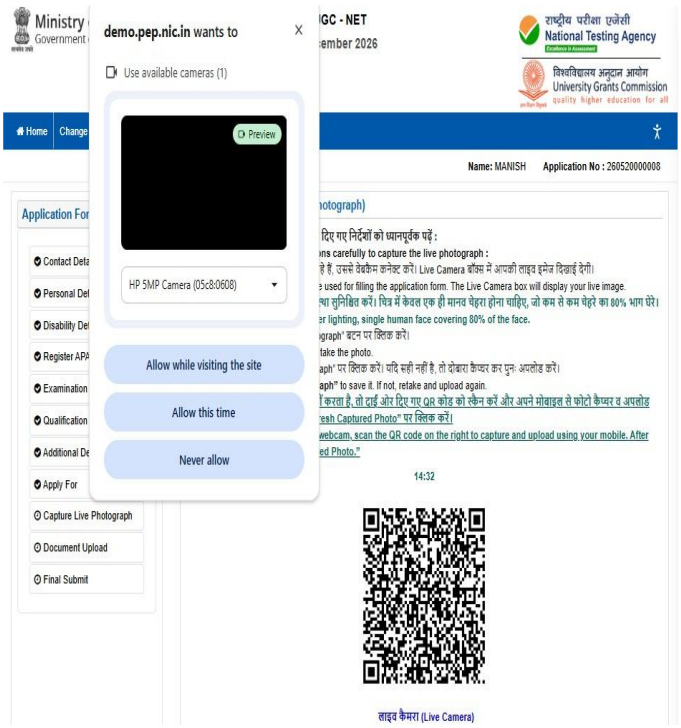
demo.pep.nic.in wants to
Use available cameras (1)
Preview
HP 5MP Camera (05c8:0608)
Allow while visiting the site
Allow this time
Never allow
Name: MANISH
Application No : 260520000008
Capture Live Photograph
Document Upload
Final Submit
14:32
लाइव कैमरा (Live Camera)

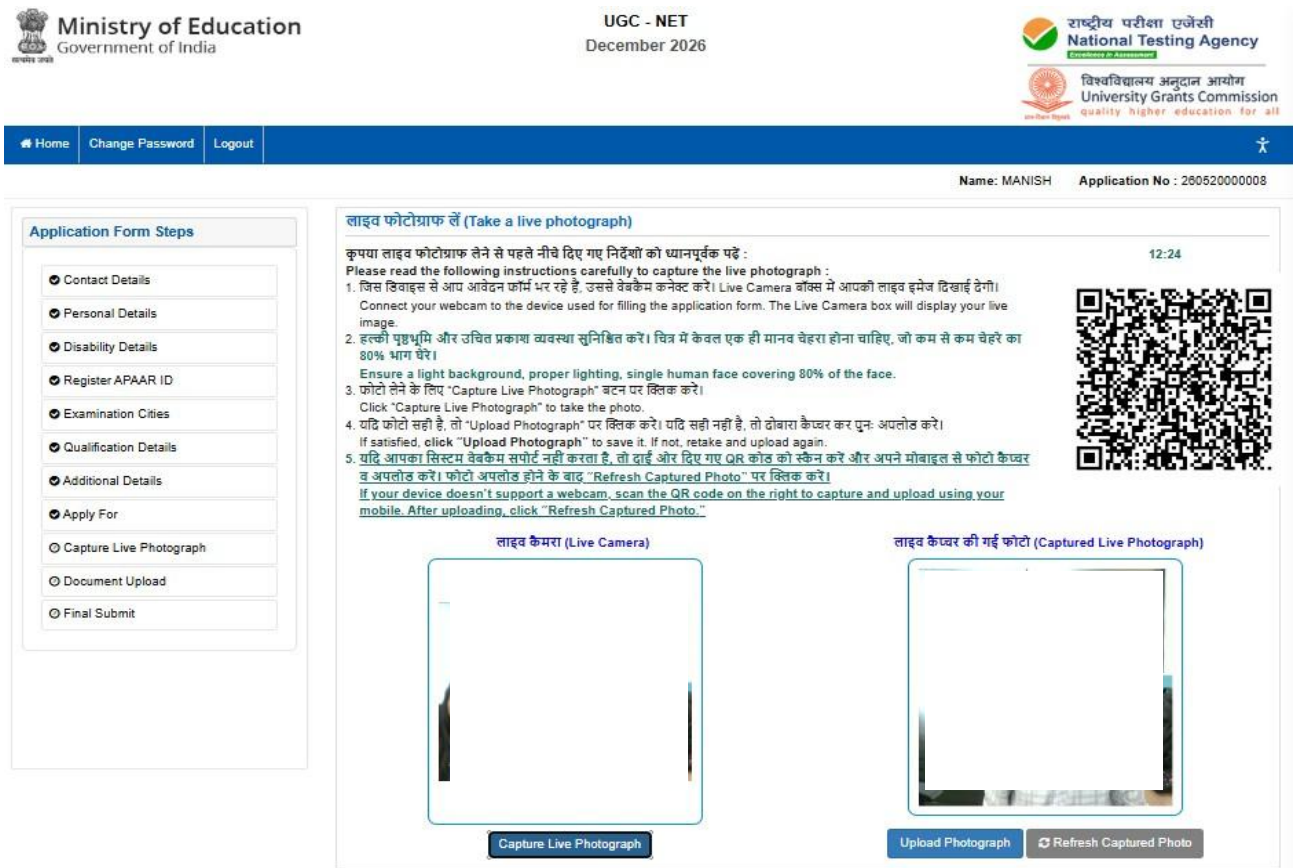
Ministry of Education
Government of India
UGC - NET
December 2026
राष्ट्रीय परीक्षा एजेंसी
National Testing Agency
विश्वविद्यालय अनुदान आयोग
University Grants Commission
Home
Change Password
Logout
Name: MANISH
Application No : 260520000008
Application Form Steps
Contact Details
Personal Details
Disability Details
Register APAAR ID
Examination Cities
Qualification Details
Additional Details
Apply For
Capture Live Photograph
Document Upload
Final Submit
लाइव फोटोग्राफ लें (Take a live photograph)
कृपया लाइव फोटोग्राफ लेने से पहले नीचे दिए गए निर्देशों को ध्यानपूर्वक पढ़ें :
Please read the following instructions carefully to capture the live photograph :
1. जिस डिवाइस से आप आवेदन फॉर्म भर रहे हैं, उससे वेबकैम कनेक्ट करें। Live Camera बॉक्स में आपकी लाइव इमेज दिखाई देगी।
Connect your webcam to the device used for filling the application form. The Live Camera box will display your live image.
2. हल्की पृष्ठभूमि और उचित प्रकाश व्यवस्था सुनिश्चित करें। चित्र में केवल एक ही मानव चेहरा होना चाहिए, जो कम से कम चेहरे का 80% भाग घेरे।
Ensure a light background, proper lighting, single human face covering 80% of the face.
3. फोटो लेने के लिए "Capture Live Photograph" बटन पर क्लिक करें।
Click "Capture Live Photograph" to take the photo.
4. यदि फोटो सही है, तो "Upload Photograph" पर क्लिक करें। यदि सही नहीं है, तो दोबारा कैप्चर कर पुनः अपलोड करें।
If satisfied, click "Upload Photograph" to save it. If not, retake and upload again.
5. यदि आपका सिस्टम वेबकैम सपोर्ट नहीं करता है, तो दाईं ओर दिए गए QR कोड को स्कैन करें और अपने मोबाइल से फोटो कैप्चर व अपलोड करें। फोटो अपलोड होने के बाद "Refresh Captured Photo" पर क्लिक करें।
If your device doesn't support a webcam, scan the QR code on the right to capture and upload using your mobile. After uploading, click "Refresh Captured Photo."
12:24
लाइव कैमरा (Live Camera)
लाइव कैप्चर की गई फोटो (Captured Live Photograph)
Capture Live Photograph
Upload Photograph
Refresh Captured Photo

Ministry of Education
Government of India

UGC - NET
December 2026

राष्ट्रीय परीक्षा एजेंसी
National Testing Agency
Excellence in Assessment

विश्वविद्यालय अनुदान आयोग
University Grants Commission
quality higher education for all

Home | Change Password | Logout

Name: MANISH Application No : 260520000008

Application Form Steps

- Contact Details
- Personal Details
- Disability Details
- Register APAAR ID
- Examination Cities
- Qualification Details
- Additional Details
- Apply For
- Capture Live Photograph
- Document Upload
- Final Submit

Document Upload

Please make sure that all submitted documents adhere to the specifications mentioned in the table below.

S.No.	Required Document	Document Specifications	Upload	Action	View
1	Photograph (with 80% face without mask)	Document Format: JPG/JPEG Min Size (KB): 10 Max Size (KB): 200	Choose file No file chosen		
2	Signature	Document Format: JPG/JPEG Min Size (KB): 10 Max Size (KB): 50	Choose file No file chosen		

Disclaimer:
This site is designed, developed and hosted by Public Examination Projects (PEP) Division, NIC and the contents are provided by NTA. For any further information, please contact NTA. (Ver 1.0.136.2.0)

Ministry of Education
Government of India

UGC - NET
December 2026

राष्ट्रीय परीक्षा एजेंसी
National Testing Agency
विश्वविद्यालय अनुदान आयोग
University Grants Commission

Home | Change Password | Logout

Name pplication No : 260520000008

Application Form Steps

- Contact Details
- Personal Details
- Disability Details
- Register APAAR ID
- Examination Cities
- Qualification Details
- Additional Details
- Apply For
- Capture Live Photograph
- Document Upload
- Final Submit

Review Page - Online Application Form

Review the following particulars carefully. If you would like to change any particulars entered, you may do so by using 'Left Links' button or press 'FINAL SUBMI BION OF APPLICATION' button for final submission.

Personal Details

Candidate Name:	I
Date of Birth:	
Gender:	Male
Father / Guardian Name:	
Mother / Guardian Name:	--
Category:	General
Are You Disbetio?:	Yes
Annual Income of the Parents/Guardian:	RS. 400001 -500000
Do you belong to Minority Community ?:	No
Nationality :	Indian
Post Graduate exam subject name (select "Not Applicable" if applying based on Four year Under Graduate degree):	History
Identity Verified	DigiLocker
अपार आईडी (APAAR ID)	No

क्या आप PwD/PwBD अभ्यर्थी हैं?(Are you PwD/PwBD Candidate)? :	No

Exam and Center Details

I want to apply for UGC - NET December 2026 on the basis of:	Master's Degree
Subject Opted for NET:	Computer Science and Applications
Apply For :	ASSISTANT PROFESSOR JRF (JUNIOR RESEARCH FELLOWSHIP) Ph.D. ONLY
Question Paper Medium:	English
1st Choice for Exam City:	Ayodhya (UTTAR PRADESH)
2nd Choice for Exam City:	Azamgarh (UTTAR PRADESH)
3rd Choice for Exam City:	Bareilly (UTTAR PRADESH)
4th Choice for Exam City:	Muzaffarnagar (UTTAR PRADESH)
Father / Guardian Occupation:	TEACHING / RESEARCH
Father / Guardian Qualification:	POST GRADUATE
Mother / Guardian Occupation:	AGRICULTURE
Mother / Guardian Qualification:	MATRICULATE

Education Details

Masters Degree Qualification Details

Pass Status : Passed

Year of Passing/appearing : 2022

Whether in Final Year / Final Year Result Awaited : Not Applicable

Course/ Stream Name : Master of Computer Applications (MCA)

Qualifying Examination From : India

Qualifying Examination State : UTTAR PRADESH

Board/University Name : IFTM University, Lodhipur Rajpur, Delhi Road, Moradabad (UP)Moradabad-244 102 - 244102, Uttar Pradesh (Private University)

Result Mode : CGPA

Maximum Grade Point : 10

CGPA Obtained : 8.9

CGPA : 8.9

Additional Details

Are you a Twin and both applying for UGC - NET June 2026 ?	No

Research / Ex-Serviceman Details

Specialization, If Any	–
Whether you Possess Research Experience in the subject after completion of PG Degree	NO
Whether you are an Ex-Serviceman	NO

Ph.D. Details

Whether admitted in Ph.D.	No

Contact Details

Premises No/Name	MORADABAD UTTAR PRADESH INDIA 244501
Sub-Locality	MORADABAD
Locality	MORADABAD
Country	India
State /UT	UTTAR PRADESH
District	MORADABAD
Pin Code	244501
Email Address	
Mobile Number	9
Alternate Contact No. (Optional)	NA

Permanent Address

Premises No/Name	MORADABAD UTTAR PRADESH INDIA 244501
Sub-Locality	MORADABAD
Locality	MORADABAD
Country	India
State /UT	UTTAR PRADESH
District	MORADABAD
Pin Code	244501

Ministry of Education
Government of India

UGC - NET
December 2026

राष्ट्रीय परीक्षा एजेंसी
National Testing Agency

विश्वविद्यालय अनुदान आयोग
University Grants Commission

Home | Change Password | Logout

Name: MANISH Application No : 260520000008

Activities

- Registration Form
- View Application Form
- Fee Payment

Verify Mobile No. & Email Id

- Mobile No.- Verified
- Verify Email Id

Current Status

Registration Form	Completed
Mobile Number Verification	Completed
Application Form	Completed
Email Id Verification	Pending
Fee Payment	Pending

You have submitted application form for UGC - NET December 2026.
Your application will be considered complete only after successful payment of application fee.
After payment of fee, you will not be able to edit the filled application details and documents uploaded.
You are required to pay the fee Rs. 1150/- .

Application Number : 260520000008

To make changes, click Edit Application Form. After updating the details, click "Final Submit". Please note that the application will remain incomplete unless it is finally submitted.

Your Email Id yet to be verified. Click here to verify your Email Id first.

Ministry of Education
Government of India
UGC - NET
December 2026
राष्ट्रीय परीक्षा एजेंसी
National Testing Agency
विश्वविद्यालय अनुदान आयोग
University Grants Commission
Home
Change Password
Logout
Name: MANISH
Application No : 260520000008
Verify your Registered Email Id
Registered Email Id
Enter CAPTCHA as shown below
CAPTCHA
PA6272
Audio CAPTCHA
Submit & Get OTP
Change Email Id

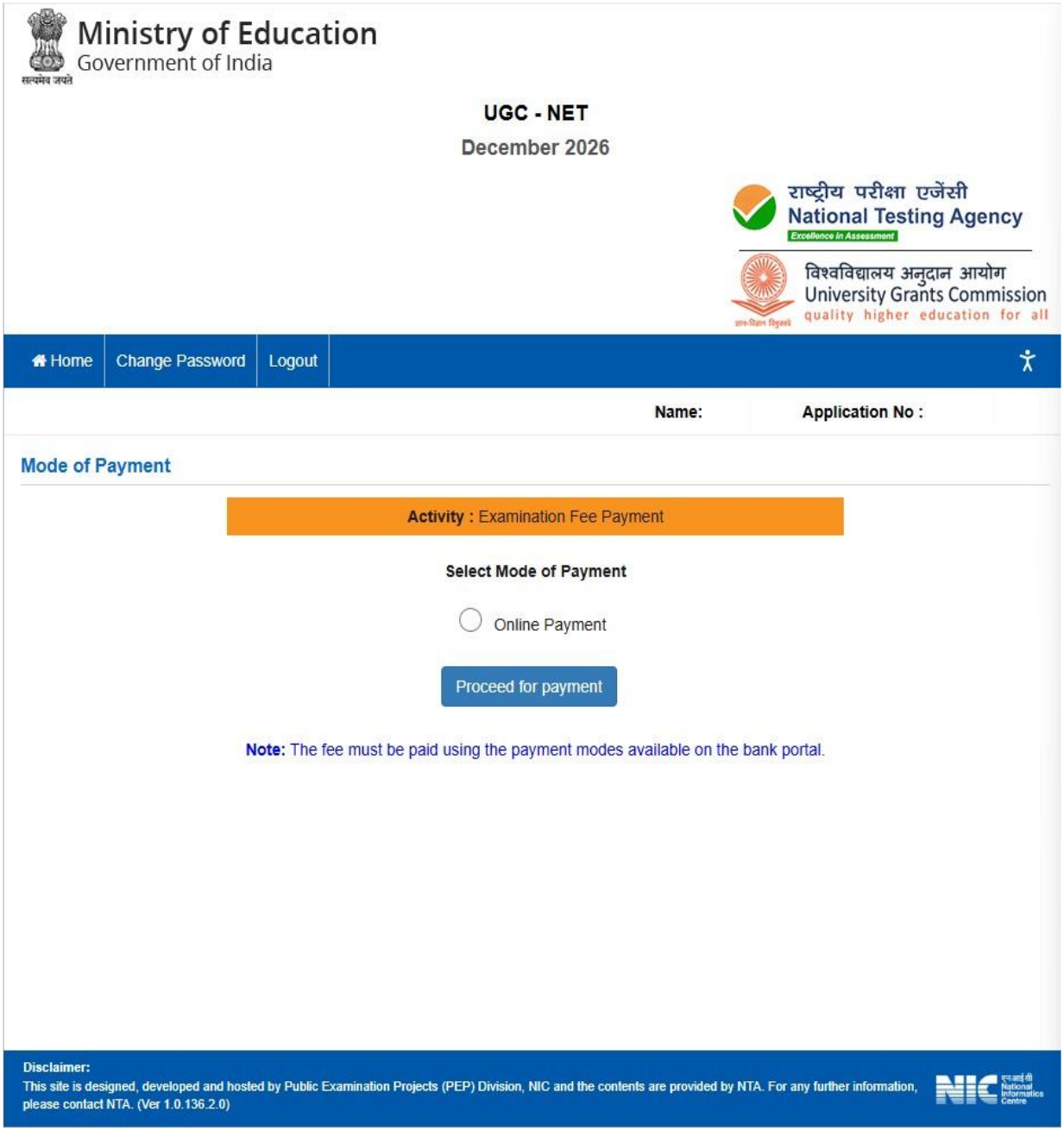
Ministry of Education
Government of India
सत्यमेव जयते
UGC - NET
December 2026
राष्ट्रीय परीक्षा एजेंसी
National Testing Agency
Excellence in Assessment
विश्वविद्यालय अनुदान आयोग
University Grants Commission
quality higher education for all
Home
Change Password
Logout
Name:
Application No :
Mode of Payment
Activity : Examination Fee Payment
Select Mode of Payment
Online Payment
Proceed for payment
Note: The fee must be paid using the payment modes available on the bank portal.
Disclaimer:
This site is designed, developed and hosted by Public Examination Projects (PEP) Division, NIC and the contents are provided by NTA. For any further information, please contact NTA. (Ver 1.0.136.2.0)
NIC

UGC - NET

December 2026

This Payment Request will be expired within : 03:53 minute

User Details

Candidate Name		**Fee Amount**	:
Application Number	:	**Customer Id**	2_____4340
Date of Birth			

Examination Fee Collection

Select Payment Provider :

- Canara Bank Payment Gateway (Any Debit/Credit Card/Net Banking/UPI)
- SBI MOPS (Debit Card/Credit Card/UPI/Net Banking of any bank)
- Union Bank of India (Debit Card/Credit Card/UPI/Net Banking of any bank)

Proceed for payment

Click here to Cancel this Transaction.

Content Owned and Maintained by This site is designed, developed and hosted by Public Examination Projects (PEP) Division, NIC and the contents are provided by NTA. For any further information, please contact NTA.
Designed, Developed and Hosted by National Informatics Centre,
Ministry of Electronics & Information Technology, Government of India

राष्ट्रीय परीक्षा एजेंसी
National Testing Agency
Excellence in Assessment

Address for Correspondence:
5th Floor, Government of India Press Building,
Minto Road, New Delhi-110002

ugcnet@nta.ac.in

011-40759000 (Helpdesk)

ugcnet.nta.nic.in; www.nta.ac.in